




BAXI




Reliability, efficiency
and cost savings?
I'll manage that for you

Introducing our new
combi and system boilers



think
intelligence within



Welcome



We would like to introduce you to the new advanced THINK combustion management system, that comes as standard in all our new combi and system boilers.

It offers great new features, such as an automatic commissioning function and configuration to either LPG or natural gas*, combustion optimisation and wider modulation ranges.

This means Baxi boilers are now simpler to install, help your customers save more money on their fuel bills, offer lifetime combustion efficiency and will set a new benchmark in reliability.

The great news doesn't stop there. The Baxi Megaflo System Compact GA and the newly introduced, brand new Baxi Neta-tec Combi GA come in compact, cupboard fit dimensions** and the Baxi Duo-tec Combi GA and Baxi Platinum Combi GA boilers are now even more reliable.



With nationwide training facilities and **heateam**, our award-winning customer service division, winner of the Field Service category in the National Customer Service Awards 2010, and also voted number one for customer care in the UK's heating industry following the biggest ever independent call centre benchmarking exercise†, recommending and installing a Baxi boiler has never been easier.



* Baxi Platinum Combi GA available in natural gas only

** To fit standard cupboard dimensions of 900mm x 500mm x 300mm with removal of control panel flap, excludes Baxi Megaflo System GA 32kW model

† Recent UK Study carried out by independent market research company GFK mystery shopping

Contents

Introduction

A history of quality and innovation	4
THINK combustion management system	5

Information about the new range

An overview of the new range	6
Baxi Platinum Combi GA	8
Baxi Platinum Combi GA controls	10
Baxi Duo-tec Combi GA	14
Baxi Neta-tec Combi GA	18
Baxi Megaflo System Compact GA	22

Accessories and flues

Accessories	26
Flues	28

Our support for you

heateam and aftersales support	32
Baxi training	34
works business support scheme	35
Other heating solutions from Baxi	36
Literature guide	39

A history of quality and innovation



1866

The company is founded by Richard Baxendale in Chorley, Lancashire



1966

The original Baxi Bermuda back boiler revolutionises home heating and hot water



2001

The Baxi 105 E becomes the biggest selling combination boiler in the UK



2006

The Baxi Duo-tec HE A is launched and is awarded the UK's 2007 'Best Buy' by Which? and wins 2008 CORGI Boiler of the Year



2010

The Baxi Ecogen becomes the UK's first domestic micro-CHP unit, winning multiple awards

For almost 150 years we've been developing boilers and heating solutions that are efficient, cost-effective and reliable. We have a long heritage of manufacturing and product development and we are proud to still be making boilers in the UK.

We are continually asking for feedback from installers like you, so we can develop the products you want, and for our new boilers, we have done exactly that. Using your feedback, we have retained the best features of our existing boilers and added more to make them even better. We've done over 20,000 combined weeks of testing to give you boilers with greater reliability that operate at maximum combustion efficiency throughout their entire lifetime, reducing homeowner fuel bills, and features such as the automatic commissioning function, make installation easier and simpler for you.

THINK combustion management system



At the heart of our new boilers is the THINK combustion management system – the cutting edge in boiler technology.

The system incorporates Gas Adaptive Control, an innovation that continuously monitors and optimises combustion by adjusting the gas and air mix. This allows our new Baxi boilers to deliver lifetime maximum combustion efficiency, lowering fuel bills. It also significantly lowers carbon emissions and reduces wear and tear on components, making Baxi boilers more reliable and servicing quicker and easier.

Another key feature is the wide modulation range. Just like you would change gear in a car to suit your speed, our new boilers automatically adapt their output to meet heat requirements more effectively. And ratios of up to 1:10 give improved boiler efficiency, lower fuel bills and fewer boiler ignitions. This means even less gas consumption and greater reliability.

Other features and benefits of our new range include:

- Common components – learn once to fit the entire new range
- Automatic set-up to LPG or natural gas – faster installation, no need for a different model or conversion kit*
- Compatible range of controls, with wired and wireless solutions to meet every installation requirement
- Service Due indicator – reminds the householder to contact their installer for an annual service

* Baxi Platinum Combi GA comes in natural gas only

The BAXI logo, consisting of the word 'BAXI' in a bold, blue, sans-serif font. The logo is positioned in the bottom right corner of the page, above a decorative wavy line of colorful lines that spans the width of the page.

BAXI



An overview of our new range

An at-a-glance guide to our new boilers, the key features available with each model and their benefits to you and your customers.

Features and benefits

Gas Adaptive Control

For quicker and easier installations

Wide modulation range

For reduced wear and tear and greater fuel cost savings

Front access to components

For quicker and easier servicing

Warranty - parts and labour*

For peace of mind

Pre-plumbing jig

For an easier and quicker installation

Cupboard fit (for cupboard dimensions of 900mm x 500mm x 300mm, excluding 32kW model of Baxi Megaflo System GA)

For flexible siting

Low lift weight

For easier installation

Single model for LPG and natural gas

No need for conversion kit or extra cost

Multifit GasSaver compatible

*Increases boiler efficiency - saves up to 37% of the gas used to heat hot water annually, and up to 7% reduction in cold water use***

User friendly controls

Simple to use, helps improve heating and hot water performance for greater comfort

Anti-cycling function/Pump overrun

Overheat protection and prevention of boiler cycling

Frost protection

Greater flexibility of siting

Anti-sticking function

Prevents pump and 3-way valve sticking - extending life

Auto-system bypass

Protection against overheating - removes requirement for external bypass

Filling loop

Supplied as standard for ease of installation

* Subject to registration and an annual service by any Gas Safe registered installer

** Compared to a SEDBUK (2005) >90% rated high efficiency boiler



Baxi Platinum Combi GA	Baxi Duo-tec Combi GA	Baxi Neta-tec Combi GA	Baxi Megaflo System Compact GA
------------------------	-----------------------	------------------------	--------------------------------

●	●	●	●
1:10	1:7	1:5	1:7
●	●	●	●
Five years	Two years	Two years	Two years
●	●	●	●
		●	●
		●	●
	●	●	●
●	●	●	●
●	●	●	●
●	●	●	●
●	●	●	●
●	●	●	●
●	●	●	●
●	●	●	●
●	●	●	●

Baxi Solo Heat Only boilers are still available to purchase without the THINK combustion management system. See page 36 for further information.





Baxi Platinum Combi GA

Our top of the range combi boiler, the Baxi Platinum Combi GA offers fantastic reliability, improved energy efficiency and a 5 year parts and labour warranty, along with a host of other new benefits.

The exceptional 1:10 modulation range allows the Baxi Platinum Combi GA to automatically adapt its output to suit the home's heat requirements much more effectively, reducing wear and tear on parts which makes servicing quicker and easier, and prolongs the life of the boiler.

With a wide range of outputs up to 40kW and class leading hot water flow rates the Baxi Platinum Combi GA suits even the most demanding of homes. The Baxi Platinum Combi GA will continue to be in demand from homeowners as it lowers fuel bills, lowers carbon emissions and offers exceptional efficiency and reliability.



i THINK Controller

The i THINK controller comes supplied with the Baxi Platinum Combi GA and is the most intelligent boiler control available in our range. It works flexibly to suit your customer's needs either as a boiler control or a highly efficient room sensor**. There are three main ways of using the controller as detailed on page 11; which option you use is totally dependent on your customer's requirements.

Despite the advancements in technology, the i THINK controller is still very simple to use. The wide, backlit LCD display is easy to read and although all functions can be accessed through the controller, there is an easy menu which allows customers to adjust the temperature without impacting saved settings.

Is it for my customer?

// Fully modulating pumps reduce the amount of electricity used by the boiler by up to 40% annually - saving your customers money. //



Features and benefits

- 5 year parts and labour warranty*
- Intelligent, removable** i THINK controller as standard
- Flow rates of up to 16.4 l/min ensure homeowners hot water needs can be met
- All the key features of the THINK combustion management system including: Gas Adaptive Control for optimum combustion performance, pre-plumbing jig for faster installation and anti-cycling function / pump overrun for overheat protection and anti-boiler cycling
- The fully modulating pump reduces electricity consumption by up to 40% annually, significantly reducing electricity bills and noise in the system
- Frost protection – for greater flexibility of siting
- Best in class modulation ratio 1:10 – even smoother operation, greater reliability and lower fuel bills

* Subject to registration and an annual service by any Gas Safe registered installer

** When the i THINK controller is used as a modulating room sensor a receiver is required



BAXI

Baxi Platinum Combi GA controls

In October 2010 the Building Regulations changed to reflect Government requirements for improved home energy efficiency. As a result, all new heating installations must have time and temperature control.

The Baxi Platinum Combi GA has a range of advanced, intelligent controls which are flexible to perfectly suit your customers' lifestyle and heat requirements.

i THINK controller

- Comes supplied with the Baxi Platinum Combi GA
- Service Due function – programme your contact details into the controller to ensure customers can easily get in touch to book their service
- Simple to use menus and clear, backlit visual display allow your customers to effectively and efficiently heat their home
- Up to three on/off periods in every 24 hours to match your customers' lifestyles

5 LED wireless receiver (#720026201)

- Comes complete with cradle to use the i THINK controller as a programmable room sensor
- Can take the place of the i THINK controller within the Baxi Platinum Combi GA, to enable the i THINK controller to be used wirelessly elsewhere in the home

Room sensor (#720818401)

- Accurately measures the room temperature to ensure the Baxi Platinum Combi GA is heating your customers' homes efficiently
- Constantly communicates with the boiler, relaying room temperature and controlling it within $\pm 0.5^{\circ}\text{C}$
- Works as a direct replacement for old fashioned thermostats

Baxi weather sensor (#720103001)

- Monitors the outside temperature and adjusts the boiler's flow temperature to reflect weather conditions, increasing comfort levels in the home and improving efficiency
- Easy to install, there is no need for servicing or maintenance

Item description	Compatible range	Sales Code
Baxi Platinum Combi GA LED receiver wireless 5 LED	Baxi Platinum Combi GA	720026201
Baxi Platinum Combi GA room sensor wired	Baxi Platinum Combi GA	720818401
Baxi wired weather sensor	Baxi Platinum Combi GA	720103001

Option 1 - siting the i THINK controller within the Boiler

When sited in the boiler, the i THINK controller can be used with an existing thermostat (1A) or with a Baxi room sensor (1B) to control heating.



Option 2 - siting the i THINK controller remotely

When sited remotely, the LED receiver takes the place of the i THINK controller in the boiler, allowing the i THINK controller to programme heating temperatures and timings.



Option 3 - including the Baxi wired weather sensor

In addition to Option 1 & 2, a Baxi weather sensor can be fitted outside to allow the boiler to adjust to reflect external weather conditions.



BAXI

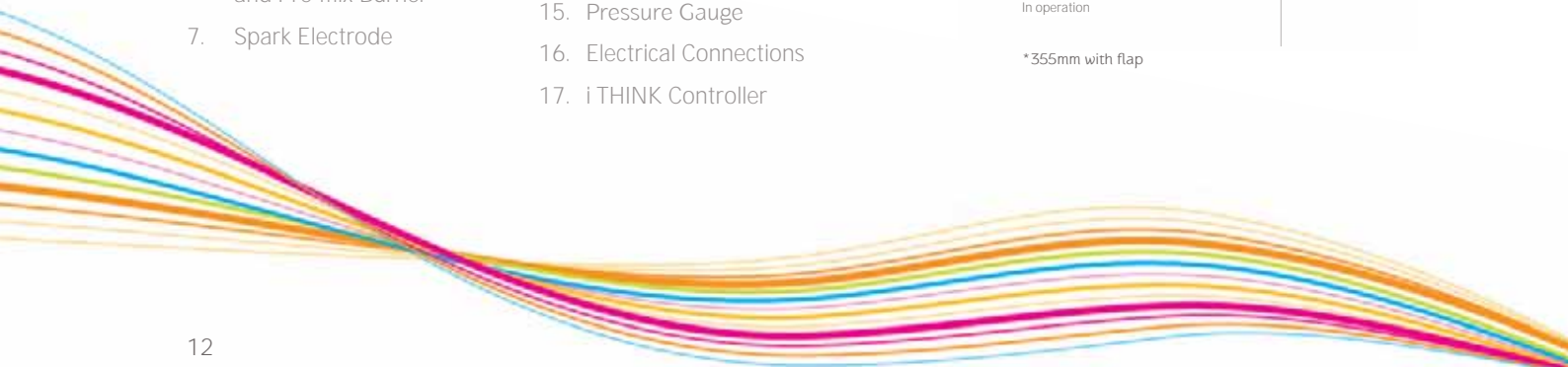


Baxi Platinum Combi GA

Key components and fitting dimensions



- | | |
|--|----------------------------------|
| 1. Expansion Vessel | 8. Flame Sensing Electrode |
| 2. Expansion Vessel Valve | 9. Air / Gas Collector (Venturi) |
| 3. Flue Adaptor | 10. Fan Assembly |
| 4. Drip Tray | 11. Diverter Valve Motor |
| 5. Isothermic Primary Heat Exchanger | 12. Modulating Circulation Pump |
| 6. Combustion Box Cover and Pre-mix Burner | 13. Gas Valve |
| 7. Spark Electrode | 14. Safety Pressure Relief Valve |
| | 15. Pressure Gauge |
| | 16. Electrical Connections |
| | 17. i THINK Controller |



Technical specifications

		Platinum Combi 28 GA	Platinum Combi 33 GA	Platinum Combi 40 GA
Sales Code	Boiler only	720024101	720024201	720024301
	Std. Flue	720870201	720870201	720870201
	Boiler with Std. Flue	720895901	720896001	720896101
Controls				
User adjustable DHW temperature		Yes	Yes	Yes
User adjustable CH temperature		Yes	Yes	Yes
LCD Control Panel Temp / Status / Fault Diagnosis Display		Yes	Yes	Yes
Performance				
Heat Output CH	kW (Max)	24	28	32
	kW (Min)	2.4	2.8	4
Heat Output DHW	Output - kW (Max)	28	33	40
Maximum DHW Flow Rate (Delta T @ 35° Max)	l/min	11.5	13.5	16.4
Minimum DHW Flow Rate Required	l/min	2	2	2
Minimum Operating DHW Pressure Required	bar	0.15	0.15	0.15
SEDBUK 2005 Seasonal Efficiency NG	%	91.1	91.1	91.1
SEDBUK 2009 Seasonal Efficiency NG	%	89.0	89.0	88.9
NOx Class (5 being lowest)	1 - 5	5	5	5
NOx Emission	mg/kW/h	27	34	31.5
CO Emission	mg/kW/h	17.1	14.2	14.6
Gas				
Gas Supply Pipe Size	(mm)	22	22	22
Nominal Gas Inlet Pressure	(mbar)	20	20	20
Maximum Gas Rate (NG after 10 mins)	m ³ /hr	3.0	3.5	4.2
Electrical				
Electrical Supply	Volts / Hz	230V / 50Hz	230V / 50Hz	230V / 50Hz
Permanent Live Required	Yes / No	Yes	Yes	Yes
Electrical Cable Required	(Core)	3 x 0.75	3 x 0.75	3 x 0.75
Power Consumption	Watts	135	145	140
External Fuse Rating	Amps	3	3	3
Boiler IPX Rating	Approval Category	IPX5D	IPX5D	IPX5D
Mechanical & Hydraulic Connections				
CH Flow / Return Pipe Size	(mm)	22	22	22
DHW Flow / Inlet / PRV Size	(mm)	15	15	15
Condensate Discharge Pipe Size	(mm)	21.5	21.5	21.5
Installation				
24 hr Pump Exercise		Yes	Yes	Yes
Pump Overrun		Yes	Yes	Yes
System Filling Loop		Standard	Standard	Standard
Integral System Pump		Modulating	Modulating	Modulating
Integral 'Boiler Only' Frost Thermostat		Yes	Yes	Yes
Pre-plumb Jig Available		Yes	Yes	Yes
Stand off Bracket (Optional)		Yes	Yes	Yes
Installer Lift Weight	Max (kg)	36	38	39
Flue Systems				
Max Horizontal Ø60/100	m	10	10	10
Max Vertical Ø60/100	m	10	10	10
Max Horizontal Ø80/125	m	20	20	20
Max Vertical Ø80/125	m	20	20	20
Twin-pipe Horizontal Ø80/80	m	15	15	15
Twin-pipe Vertical Ø80/80	m	15	15	15
Plume Management Kit (Max length)	m	8	8	8





Baxi Duo-tec Combi GA

Installers who are familiar with the original, award-winning Baxi Duo-tec Combi GA will be pleased to see that we have built on the features that made it so popular.

It now boasts a wider modulation range of 1:7, providing smoother operation, to deliver even more energy efficiency and reliability. The range of outputs includes the popular 40kW model, which delivers a higher domestic hot water flow rate for larger properties.

Installers told us they found the Baxi Duo-tec Combi GA easy to service, so we have retained front access to all components and continued to feature brass hydraulics.

The new Baxi Duo-tec Combi GA is a great performer and will continue to be a firm favourite with installers and householders alike.



Compatible accessories



Baxi Duo-tec 24 hour digital programmable timer and fascia kit



Wireless 24 hour / wired and wireless 7 day programmer and room sensors



Baxi wired weather sensor



Multifit GasSaver GS1

See page 26 for further information.

Features and benefits



- Modulation ratio 1:7 – even smoother operation, greater reliability and lower fuel bills
- Automatic commissioning function – quick and easy installation
- Pre-plumbing jig – faster installation, system can be flushed before boiler is installed
- Gas Adaptive Control – optimum combustion performance at all times, ensuring highest efficiency for the boiler's lifetime and lower fuel bills for the homeowner
- Intelligent user friendly controls – easier set-up for householder's comfort
- 24kW, 28kW, 33kW and 40kW outputs – for different sized properties, including larger homes
- Anti-cycling function / Pump overrun – overheat protection and prevention of boiler cycling
- Two speed pump reduces electricity consumption by up to 40% annually, significantly reducing fuel bills
- Frost protection – for greater flexibility of siting

Is it for my customer?

A Multifit GasSaver could reduce homeowner fuel bills for hot water by up to 37% and water consumption by 7%*

* Test conducted by independent scientific test house, TNO. Calculation based on an average household's consumption of 100 litres of hot water per day. Results were based on a comparison of a SEDBUK (2005) >90% rated high efficiency boiler versus a high efficiency boiler and GasSaver.

BAXI



Baxi Duo-tec Combi GA

Key components and fitting dimensions



- | | |
|------------------------------------|----------------------------------|
| 1. Expansion Vessel | 8. Fan Assembly |
| 2. Drip Tray | 9. Diverter Valve Motor |
| 3. Primary Heat Exchanger | 10. Circulation Pump |
| 4. Combustion Box Cover and Burner | 11. Gas Valve |
| 5. Spark Electrode | 12. Safety Pressure Relief Valve |
| 6. Flame Sensing Electrode | 13. Pressure Gauge |
| 7. Air / Gas Collector (Venturi) | 14. Electrical Connections |
| | 15. Concealed Controls |



* 355mm with flap

Technical specifications

		Duo-tec Combi 24 GA	Duo-tec Combi 28 GA	Duo-tec Combi 33 GA	Duo-tec Combi 40 GA
Sales Code	Boiler only	720117801	720118001	720118201	720118401
	Std. Flue	720598701	720598701	720598701	720598701
Controls					
Concealed User Controls		Yes	Yes	Yes	Yes
User adjustable DHW temperature		Yes	Yes	Yes	Yes
User adjustable CH temperature		Yes	Yes	Yes	Yes
LCD Control Panel Temp / Status / Fault Diagnosis Display		Yes	Yes	Yes	Yes
Performance					
Heat Output CH	kW (Max)	20	24	28	33
	kW (Min)	3.4	3.8	4.7	5.7
Heat Output DHW	Output - kW (Max)	24	28	33	40
Maximum DHW Flow Rate (Delta T @ 35° Max)	l/min	9.8	11.5	13.5	16.4
Minimum DHW Flow Rate Required	l/min	2	2	2	2
Minimum Operating DHW Pressure Required	bar	0.15	0.15	0.15	0.15
SEDBUK 2005 Seasonal Efficiency NG / LPG	%	91.1 / 93.2	91.1 / 93.2	91.1 / 93.2	91.1 / 93.2
SEDBUK 2009 Seasonal Efficiency NG / LPG	%	88.9 / 91.0	89.0 / 91.0	89.0 / 90.9	88.9 / 90.9
NOx Class (5 being lowest)	1 - 5	5	5	5	5
NOx Emission	mg/kW/h	16.1	19.3	17	26.5
CO Emission	mg/kW/h	5.1	8	7.5	22.8
Gas					
Gas Supply Pipe Size	(mm)	22	22	22	22
NG & LPG (Propane) Compatible (single product)		Yes	Yes	Yes	Yes
Nominal Gas Inlet Pressure	NG / LPG (mbar)	20 / 37	20 / 37	20 / 37	20 / 37
Maximum Gas Rate (NG / Propane) after 10 mins	m ³ /hr	2.5 / 1.92	3.0 / 2.25	3.5 / 2.64	4.2 / 3.06
Electrical					
Electrical Supply	Volts / Hz	230V / 50Hz	230V / 50Hz	230V / 50Hz	230V / 50Hz
Permanent Live Required		Yes	Yes	Yes	Yes
Electrical Cable Required	(Core)	3 x 0.75	3 x 0.75	3 x 0.75	3 x 0.75
Power Consumption	Watts	104	116	133	142
External Fuse Rating	Amps	3	3	3	3
Boiler IP Rating	Approval Category	IPX5D	IPX5D	IPX5D	IPX5D
Mechanical & Hydraulic Connections					
CH Flow / Return Pipe Size	(mm)	22	22	22	22
DHW Flow / Inlet / PRV Size	(mm)	15	15	15	15
Condensate Discharge Pipe Size	(mm)	21.5	21.5	21.5	21.5
Installation					
24 hr Pump Exercise		Yes	Yes	Yes	Yes
Pump Overrun		Yes	Yes	Yes	Yes
System Filling Loop		Standard	Standard	Standard	Standard
Integral System Pump		2 Speed	2 Speed	2 Speed	2 Speed
Integral 'Boiler Only' Frost Thermostat		Yes	Yes	Yes	Yes
Pre-plumb Jig Available		Yes	Yes	Yes	Yes
Stand off Bracket (Optional)		Yes	Yes	Yes	Yes
Installer Lift Weight	Max (kg)	36	36	38	39
Flue Systems					
Max Horizontal Ø60/100	m	10	10	10	10
Max Vertical Ø60/100	m	10	10	10	10
Max Horizontal Ø80/125	m	20	20	20	20
Max Vertical Ø80/125	m	20	20	20	20
Twin-pipe Horizontal Ø80/80	m	15	15	15	15
Twin-pipe Vertical Ø80/80	m	15	15	15	15
Plume Management Kit (Max length)	m	8	8	8	8





Baxi Neta-tec Combi GA

The Baxi Neta-tec Combi GA is the latest addition to the Baxi range. With its cupboard fit dimensions*, the Baxi Neta-tec Combi GA offers more flexible and discreet siting.

It comes with the THINK combustion management system as standard. With Gas Adaptive Control the boiler adjusts for continuous optimum combustion, providing maximum energy efficiency for the lifetime of the boiler and lower whole life cost.

The modulation range of 1:5 means fewer ignitions, lower fuel bills and greater reliability.

Its compact dimensions and low lift weight make the Baxi Neta-tec Combi GA the perfect choice for homes where space may be limited.



Compatible accessories



Baxi Neta-tec 24 hour digital programmable timer and fascia kit



Baxi wired weather sensor



Wireless 24 hour / wired and wireless 7 day programmer and room sensors



Multifit GasSaver Compact GS1c

See page 26 for further information.

Features and benefits



- Modulation ratio 1:5 – fewer ignitions, greater reliability and lower fuel bills
- Cupboard fit dimensions* – space saving and discreet siting
- Low lift weight – for easier handling, the 33kW model weighs just 36 kg
- Pre-plumbing jig – faster installation, system can be flushed before the boiler is installed
- Automatic commissioning function – quick and easy installation
- Gas Adaptive Control – optimum combustion performance at all times, ensuring best combustion efficiency for the boiler's lifetime, and lower fuel bills for the homeowner
- Two speed pump reduces electricity consumption by up to 40% annually, significantly reducing fuel bills
- User friendly controls – easier setup for the homeowner's comfort
- 24kW, 28kW and 33kW outputs – for different sized properties

Is it for my customer?

// The intelligent Baxi programmable room sensors give flexible heating and hot water settings to suit all lifestyles and can aid in saving energy and reducing fuel bills. //

* To fit standard cupboard dimensions of 900mm x 500mm x 300mm with removal of control panel flap




BAXI



Baxi Neta-tec Combi GA


Key components and fitting dimensions



- | | |
|------------------------------------|----------------------------------|
| 1. Flue Adaptor | 8. Air / Gas Collector (Venturi) |
| 2. Expansion Vessel Valve | 9. Flame Sensing Electrode |
| 3. Drip Tray | 10. Fan Assembly |
| 4. Primary Heat Exchanger | 11. Condensate Trap |
| 5. Expansion Vessel | 12. Safety Pressure Relief Valve |
| 6. Combustion Box Cover and Burner | 13. Circulation Pump |
| 7. Spark Electrode | 14. Gas Valve |
| | 15. Pressure Gauge |
| | 16. Electrical Connections |



*300mm with flap



Technical specifications

		Neta-tec Combi 24 GA	Neta-tec Combi 28 GA	Neta-tec Combi 33 GA
Sales Code	Boiler only	720023001	720023101	720023201
	Baxi Neta-tec Combi GA Std. Flue	720870201	720870201	720870201
	Boiler with Std. Flue	720861201	720861301	720861401
Controls				
Concealed User Controls		Yes	Yes	Yes
User adjustable DHW temperature		Yes	Yes	Yes
User adjustable CH temperature		Yes	Yes	Yes
LCD Control Panel Temp / Status / Fault Diagnosis Display		Yes	Yes	Yes
Performance				
Heat Output CH	kW (Max)	20	24	28
	kW (Min)	3.4	3.8	4.7
Heat Output DHW	Output - kW (Max)	24	28	33
Maximum DHW Flow Rate (Delta T @ 35° Max)	l/min	9.8	11.5	13.5
Minimum DHW Flow Rate Required	l/min	2	2	2
Minimum Operating DHW Pressure Required	bar	0.15	0.15	0.15
SEDBUK 2005 Seasonal Efficiency NG / LPG	%	91.1 / 93.2	91.1 / 93.2	91.1 / 93.2
SEDBUK 2009 Seasonal Efficiency NG / LPG	%	88.9 / 91.0	89.0 / 91.0	89.0 / 90.9
NOx Class (5 being lowest)	1 - 5	5	5	5
NOx Emission	mg/kW/h	16.1	19.3	17
CO Emission	mg/kW/h	5.1	8	7.5
Gas				
Gas Supply Pipe Size	(mm)	22	22	22
NG & LPG (Propane) Compatible (single product)		Yes	Yes	Yes
Nominal Gas Inlet Pressure	NG / LPG (mbar)	20 / 37	20 / 37	20 / 37
Maximum Gas Rate (NG / Propane) after 10 mins	m ³ /hr	2.5 / 1.92	3.0 / 2.25	3.5 / 2.64
Electrical				
Electrical Supply	Volts / Hz	230V / 50Hz	230V / 50Hz	230V / 50Hz
Permanent Live Required		Yes	Yes	Yes
Electrical Cable Required	(Core)	3 x 0.75	3 x 0.75	3 x 0.75
Power Consumption	Watts	104	116	133
External Fuse Rating	Amps	3	3	3
Boiler IP Rating	Approval Category	IPX5D	IPX5D	IPX5D
Mechanical & Hydraulic Connections				
CH Flow / Return Pipe Size	(mm)	22	22	22
DHW Flow / Inlet / PRV Size	(mm)	15	15	15
Condensate Discharge Pipe Size	(mm)	21.5	21.5	21.5
Installation				
24 hr Pump Exercise		Yes	Yes	Yes
Pump Overrun		Yes	Yes	Yes
System Filling Loop		Standard	Standard	Standard
Integral System Pump		2 Speed	2 Speed	2 Speed
Integral 'Boiler Only' Frost Thermostat		Yes	Yes	Yes
Pre-plumb Jig Available		Yes	Yes	Yes
Stand off Bracket (Optional)		Yes	Yes	Yes
Installer Lift Weight	Max (kg)	34	34	36
Flue Systems				
Max Horizontal Ø60/100	m	10	10	10
Max Vertical Ø60/100	m	10	10	10
Max Horizontal Ø80/125	m	20	20	20
Max Vertical Ø80/125	m	20	20	20
Twin-pipe Horizontal Ø80/80	m	15	15	15
Twin-pipe Vertical Ø80/80	m	15	15	15
Plume Management Kit (Max length)	m	8	8	8





Baxi Megaflo System Compact GA

An established favourite, we have added the THINK combustion management system to the Baxi Megaflo's high efficiency and environmental credentials and given it cupboard fit* dimensions to produce a system boiler for the future.

The Baxi Megaflo System Compact GA comes with Gas Adaptive Control, which constantly monitors gas and oxygen levels and adapts itself for optimum combustion efficiency. With its modulation range of 1:7, you can install it knowing it will operate smoothly, efficiently and reliably, giving your customer reduced fuel bills and greater peace of mind.

And we have added a 12kW output to the range, making it the perfect choice for well insulated, modern homes. The Baxi Megaflo System Compact GA is compatible with the Megaflo Eco hot water cylinder, the Megaflo Eco Solar cylinder and Baxi Solarflo solar thermal range.



Compatible products and accessories



Baxi Solarflo solar thermal range



Baxi Megaflo Eco Solar cylinder



Multifit GasSaver Compact GS1c

See page 26 for further information on the Multifit GasSaver

See page 37 for further information on the Solarflo solar thermal range

Features and benefits



- Modulation ratio 1:7 – even smoother operation, greater reliability and lower fuel bills
- Cupboard fit dimensions* – space saving and discreet siting
- Lower lift weight – easier handling, between 32.5 and 37.5kg dependent on model
- Auto-commissioning – quick and easy installation
- Pre-plumbing jig – faster installation, system can be flushed before boiler is installed
- Gas Adaptive Control – optimum combustion performance at all times, ensuring highest efficiency for the boiler's lifetime and lower fuel bills for the customer
- User friendly controls – easier setup for householder's comfort
- Compatible with low carbon technologies
- 12kW, 15kW, 18kW, 24kW, 28kW and 32kW outputs – for different sizes and types of property

Is it for my customer?

Using a modulating room sensor could reduce your customers heating bills by up to 10%†

* To fit standard cupboard dimensions of 900mm x 500mm x 300mm with removal of control panel flap, excludes 32kW model

† Source: www.energysavingtrust.org.uk




BAXI



Baxi Megaflo System Compact GA

Key components and fitting dimensions



- | | |
|------------------------------------|----------------------------------|
| 1. Flue Adaptor | 7. Air / Gas Collector (Venturi) |
| 2. Expansion Vessel Valve | 8. Flame Sensing Electrode |
| 3. Drip Tray | 9. Fan Assembly |
| 4. Expansion Vessel | 10. Condensate Trap |
| 5. Combustion Box Cover and Burner | 11. Safety Pressure Relief Valve |
| 6. Spark Electrode | 12. Circulation Pump |
| | 13. Gas Valve |
| | 14. Pressure Gauge |
| | 15. Electrical Connections |



Technical specifications

		MegaFlo System Compact 12 GA	MegaFlo System Compact 15 GA	MegaFlo System Compact 18 GA	MegaFlo System Compact 24 GA	MegaFlo System Compact 28 GA	MegaFlo System 32 GA
Sales Code	Boiler only	720118501	720118601	720118701	720118901	720119101	720119201
	Std. Flue	720598701	720598701	720598701	720598701	720598701	720598701
Controls							
Concealed User Controls		Yes	Yes	Yes	Yes	Yes	Yes
User adjustable CH temperature		Yes	Yes	Yes	Yes	Yes	Yes
LCD Control Panel Temp / Status / Fault Diagnosis Display		Yes	Yes	Yes	Yes	Yes	Yes
Performance							
Heat Output CH	kW (Max)	12	15	18	24	28	32
	kW (Min)	2	2.1	2.5	3.4	4	4.6
SEDBUK 2005 Seasonal Efficiency NG / LPG	%	91.1 / 93.2	91.1 / 93.2	91.1 / 93.2	91.1 / 93.2	91.1 / 93.2	91.1 / 93.2
SEDBUK 2009 Seasonal Efficiency NG / LPG	%	89.1 / 91.1	89.0 / 91.0	89.0 / 91.0	89.0 / 91.0	89.0 / 91.0	89.0 / 91.0
NOx Class (5 being lowest)	1 - 5	5	5	5	5	5	5
NOx Emission	mg/kW/h	23.6	15.2	29.2	16.1	17.9	30.7
CO Emission	mg/kW/h	1.7	2.3	5.9	5.1	8.4	22.8
Gas							
Gas Supply Pipe Size	(mm)	22	22	22	22	22	22
NG & LPG (Propane) Compatible (single product)		Yes	Yes	Yes	Yes	Yes	Yes
Nominal Gas Inlet Pressure	NG / LPG (mbar)	20 / 37	20 / 37	20 / 37	20 / 37	20 / 37	20 / 37
Maximum Gas Rate (NG / Propane after 10 mins)	m ³ /hr	1.3 / 0.93	1.6 / 1.17	1.9 / 1.4	2.5 / 1.86	3.0 / 2.18	3.4 / 2.49
Electrical							
Electrical Supply	Volts / Hz	230V / 50Hz	230V / 50Hz	230V / 50Hz	230V / 50Hz	230V / 50Hz	230V / 50Hz
Permanent Live Required		Yes	Yes	Yes	Yes	Yes	Yes
Electrical Cable Required	(Core)	3 x 0.75	3 x 0.75	3 x 0.75	3 x 0.75	3 x 0.75	3 x 0.75
Power Consumption	Watts	110	108	125	104	135	132
External Fuse Rating	Amps	3	3	3	3	3	3
Boiler IPX Rating	Approval Category	IPX5D	IPX5D	IPX5D	IPX5D	IPX5D	IPX5D
Mechanical & Hydraulic Connections							
CH Flow / Return Pipe Size	(mm)	22	22	22	22	22	22
Condensate Discharge Pipe Size	(mm)	21.5	21.5	21.5	21.5	21.5	21.5
Installation							
24 hr Pump Exercise		Yes	Yes	Yes	Yes	Yes	Yes
Pump Overrun		Yes	Yes	Yes	Yes	Yes	Yes
Integral System Pump		2 Speed	2 Speed	2 Speed	2 Speed	2 Speed	2 Speed
Integral 'Boiler Only' Frost Thermostat		Yes	Yes	Yes	Yes	Yes	Yes
Pre-plumb Jig Available		Yes	Yes	Yes	Yes	Yes	Yes
Stand off Bracket (Optional)		Yes	Yes	Yes	Yes	Yes	Yes
Installer Lift Weight	Max (kg)	32.5	32.5	32.5	32.5	34.5	37.5
Flue Systems							
Max Horizontal Ø60/100	m	10	10	10	10	10	10
Max Vertical Ø60/100	m	10	10	10	10	10	10
Max Horizontal Ø80/125	m	20	20	20	20	20	20
Max Vertical Ø80/125	m	20	20	20	20	20	20
Twin-pipe Horizontal Ø80/80	m	15	15	15	15	15	15
Twin-pipe Vertical Ø80/80	m	15	15	15	15	15	15
Plume Management Kit (Max length)	m	8	8	8	8	8	8



The next generation of Baxi boilers deserve state of the art controls and accessories. We've introduced sensors that monitor internal and external temperatures so the boiler can adjust its output to perfectly suit the home's heat requirement, and an external boiler PRV and condensate discharge pump, which removes the need for additional pipework. Fitting Baxi has never been easier.

To find out more about the Baxi Platinum Combi GA range of controls see page 10.

Multifit optional accessories

Item description	Compatible range	Sales Code
Baxi plug-in 24 hour timer - standard (Duo-tec)	Baxi Duo-tec Combi GA	720645201
Baxi plug-in 24 hour timer - compact (Neta-tec)	Baxi Neta-tec Combi GA	720818201
Baxi programmable 24 hour wireless sensor (single channel)	Baxi Neta-tec Combi GA & Baxi Duo-tec Combi GA	720644901
Baxi programmable 7 day wired sensor (2 channel)	Baxi Neta-tec Combi GA & Baxi Duo-tec Combi GA	720644701
Baxi programmable 7 day wireless sensor (2 channel)	Baxi Neta-tec Combi GA & Baxi Duo-tec Combi GA	720644801
Baxi wired weather sensor	Baxi Neta-tec Combi GA, Baxi Duo-tec Combi GA & Baxi Platinum Combi GA	720103001
Baxi wireless weather sensor	Baxi Platinum Combi GA	720228601
Multifit GasSaver GS1	Baxi Duo-tec Combi GA, Baxi Platinum Combi GA & Baxi Megaflo System 32 GA	720056901
Multifit (Compact) GasSaver GS1c	Baxi Neta-tec Combi GA & Baxi Megaflo System Compact GA	720855201
Multifit stand off kit - standard	Baxi Duo-tec Combi GA & Baxi Platinum Combi GA	720648101
Multifit stand off kit - compact	Baxi Neta-tec Combi GA & Baxi Megaflo System Compact GA	720648201
Multifit external boiler discharge pump (PRV & condensate) 5m Vertical head	Baxi Neta-tec Combi GA & Baxi Megaflo System Compact GA	720648301
Remote PRV Kit	Baxi Neta-tec Combi GA & Baxi Megaflo System Compact GA	5121379



Baxi programmable 24 hour wireless sensor (#720644901)

- Compatible with the Baxi Neta-tec Combi GA and Baxi Duo-tec Combi GA
- Single channel timer and room sensor
- Easy to read, backlit LCD display
- Optimum start function - learns how much time the property needs to heat up
- Night set-back function - lowers room temperature at night to save energy



Baxi plug-in 24 hour timer - standard (#720645201) & compact (#720818201)

- Compatible with the Baxi Neta-tec Combi GA and Baxi Duo-tec Combi GA
- Plugs into boiler fascia for simple timer option
- Easy-to-read, backlit LCD display
- Gives the familiarity of a mechanical timer, with the simplicity of a digital control



Baxi programmable 7 day sensor - wired (#720644701) & wireless (#720644801)

- For use with the Baxi Neta-tec Combi GA and Baxi Duo-tec Combi GA
- Wired and wireless options
- Two channel timer and room sensor
- Easy to read, backlit LCD display
- Optimum start function - learns how much time the property needs to heat up
- Night set-back function - lowers room temperature at night to save energy



Baxi wired weather sensor (#720103001) & wireless weather sensor (#720228601)

- Monitors the outside temperature and adjusts boiler performance - improving efficiency, lowering fuel bills and increasing comfort levels in the home
- Easy to install and use
- No servicing or maintenance required
- Has a recognised SAP benefit of up to 3%



Multifit GasSaver - GS1 (#720056901) & compact GS1c (#720855201)

- Compact (GS1c) for use with Baxi Neta-tec Combi GA and Baxi Megaflo System Compact GA
- Standard (GS1) for use with Baxi Duo-tec Combi GA, Baxi Platinum Combi GA and Baxi Megaflo System 32 GA
- Saves up to 37% of the gas used to heat hot water annually*
- Reduces cold water consumption by up to 7%*
- No servicing or maintenance required



Multifit external boiler discharge pump (PRV & condensate) (#720648301)

- An external pump solution
- Stores and discharges high temperature waste from a boiler's pressure relief valve avoiding the need for external pipework
- Manages condensate line waste allowing pump discharge to feed into soil pipe
- The pump has a maximum vertical head of 5 metres

* Test conducted by independent scientific test house, TNO. Calculation based on an average household's consumption of 100 litres of hot water per day. Results were based on a comparison of a SEDBUK (2005) >90% rated high efficiency boiler versus a high efficiency boiler and GasSaver.

Flue options



Multifit flue kits now come with positive screw fixings for all connections and are available in a choice of lengths to reduce the need for onsite cutting. By popular demand we offer a choice of colours for the terminals to match existing rainwater systems.

	Flue type	Group A	Group G	Group N
Maximum permissible equivalent flue lengths for Baxi Neta-tec Combi GA, Baxi Duo-tec Combi GA, Baxi Platinum Combi GA and Baxi Megaflto System Compact GA are:	Horizontal Concentric	10m	20m	
	Vertical Concentric	10m	20m	
	Horizontal Twin pipe			15m
	Vertical Twin Pipe			15m
Where inline bends are required in a flue system, the overall length must be reduced by the following amounts:	Concentric Pipes	135° bend	0.5m	
		93° bend	1m	
	Twin Flue Pipe	135° bend		0.25m
		91.5° bend		0.50m

Horizontal Concentric Flues Ø 60/100mm - Multifit Flue Group A

Item	Description (Multifit) Flue System	Colour	Specification	Key & OD Dimensions	Sales Code
1	STD Horizontal Telescopic Flue inc. Low Profile Elbow & Fixing Screws	White pipe / White terminal	315mm - 500mm	60 /100mm	720599401
2	STD Horizontal Telescopic Flue inc. Low Profile Elbow & Fixing Screws	White pipe / Black terminal	315mm - 500mm	60 /100mm	720598701
3	STD Horizontal Telescopic Flue inc. Low Profile Elbow & Fixing Screws	White pipe / Brown terminal	315mm - 500mm	60 /100mm	720642701
4	Neta-tec Combi & Platinum Combi Horizontal Telescopic Flue Kit	White pipe / Black terminal	315mm - 500mm	60 /100mm	720870201
5	Flue Terminal Deflector	White		60mm	720644201
6	Flue Terminal Deflector	Black		60mm	5111068
7	Flue Terminal Deflector	Brown		60mm	720644301
8	1m Flue Extension inc. Fixing Screws	White	1000mm	100mm	720648801
9	0.5m Flue Extension inc. Fixing Screws	White	500mm	100mm	720643001
10	0.25m Flue Extension inc. Fixing Screws	White	250mm	100mm	720643101
11	93° Flue Bend inc. Fixing Screws	White	93°	100mm	720648401
12	135° Flue Bend inc. Fixing Screws	White	135°	100mm	720648501
13	135° Flue Bend inc. Fixing Screws (pair)	White	135°	100mm	720647901
14	Offset Adaptor Elbow	White	Duo-tec only	100mm	720635501
15	93° Low Profile Boiler Elbow	White	93°	100mm	720550801
16	Stainless Steel Terminal Guard - Ø 60/100	S/S	Stainless Steel	100mm	720627901

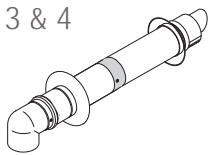
Plume Displacement Kits Ø 60/100mm - Multifit Flue Group A

Item	Description (Multifit) Flue System	Colour	Specification	Key & OD Dimensions	Sales Code
17	Plume Displacement Terminal Kit inc. 1m Extension & Brackets	White		100mm	720627001
18	Plume Displacement Kit Extension & Brackets	White	1000mm	60mm	720643401
19	Plume Displacement Kit Bend	White	93°	60mm	5121369
20	Plume Displacement Kit Bend - Pair	White	135°	60mm	5121370
21	Plume Displacement Terminal Kit inc. 1m Extension & Brackets	Black		100mm	720622901
22	Plume Displacement Kit Extension & Brackets	Black	1000mm	60mm	720643301
23	Plume Displacement Kit Bend	Black	93°	60mm	720648701
24	Plume Displacement Kit Bend - Pair	Black	135°	60mm	720648601
25	Stainless Steel PDK Guard Ø 60/100 - Air Intake	S/S			720644601

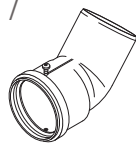
Vertical Concentric Flues Ø 60/100mm - Multifit Flue Group A

Item	Description (Multifit) Flue System	Colour	Specification	Key & OD Dimensions	Sales Code
26	Vertical Ridge Flue Terminal	Brown		100mm	720647101
27	Vertical Flue Terminal	Black		100mm	5118576
28	Roof Cover Plate			125mm	246143
8	1m Flue Extension inc. Fixing Screws	White	1000mm	100mm	720648801
9	0.5m Flue Extension inc. Fixing Screws	White	500mm	100mm	720643001
10	0.25m Flue Extension inc. Fixing Screws	White	250mm	100mm	720643101
11	93° Flue Bend inc. Fixing Screws	White	93°	100mm	720648401
12	135° Flue Bend inc. Fixing Screws	White	135°	100mm	720648501
13	135° Flue Bend (Pair) inc. Fixing Screws	White	135°	100mm	720647901
29	Pitched Roof Flashing		25° / 50°	125mm	5122151
30	Flat Roof Flashing			125mm	246144

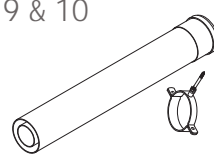
1, 2, 3 & 4



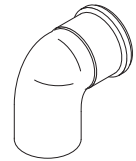
5, 6 & 7



8, 9 & 10



11



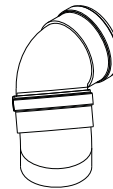
12



13



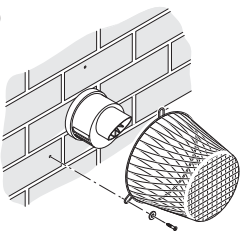
14



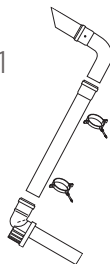
15



16



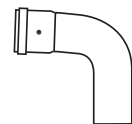
17 & 21



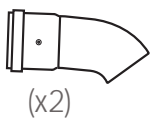
18 & 22




19 & 23



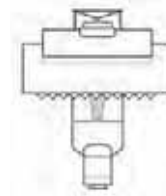
20 & 24



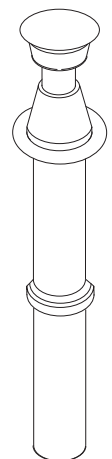
25



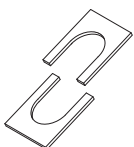
26



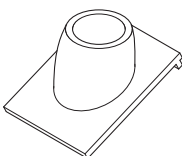
27



28



29



30



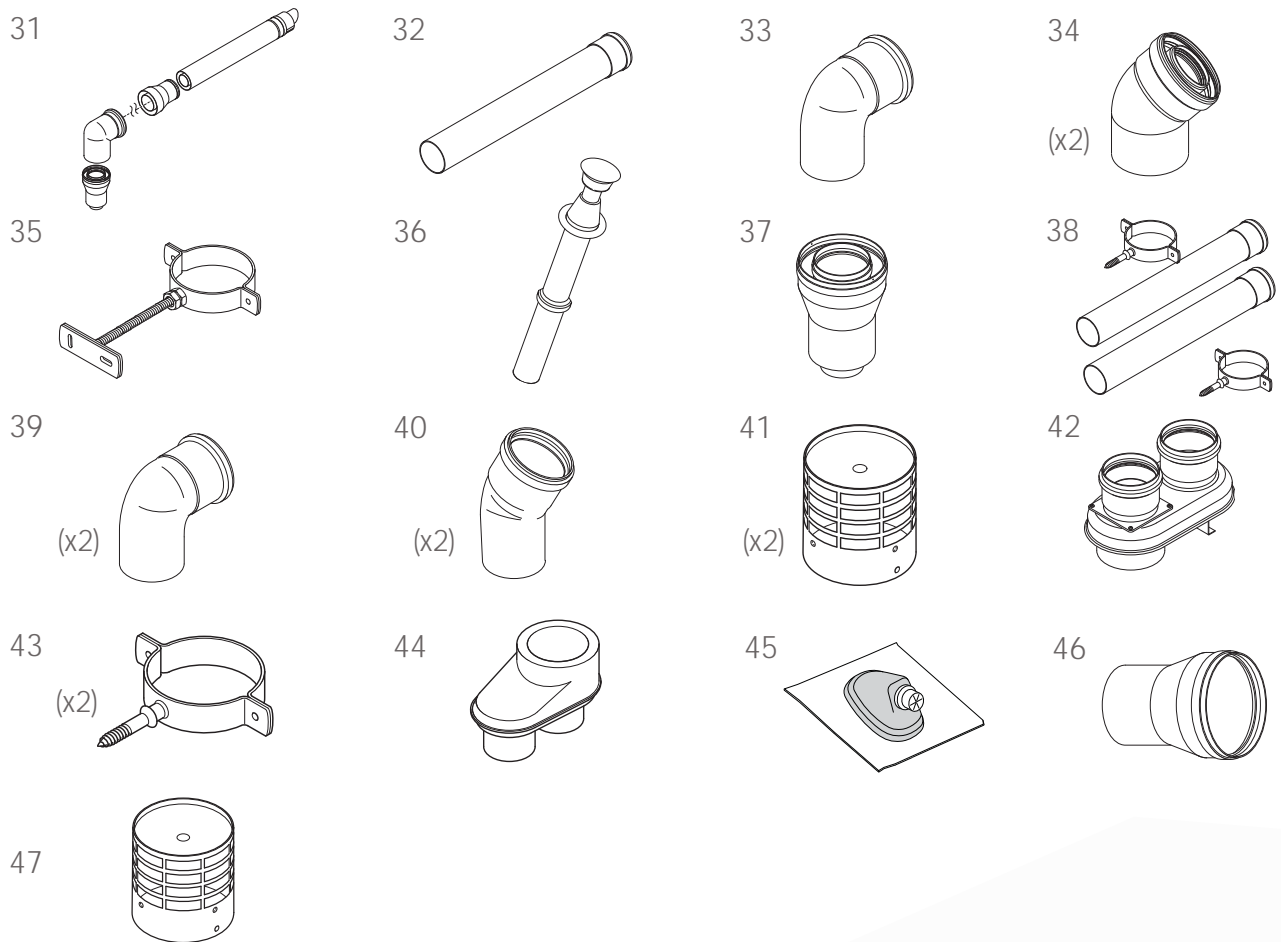
BAXI

Horizontal Concentric Flues Ø 80/125mm - Multifit Flue Group G

Item	Description (Multifit) Flue System	Colour	Specification	Key & OD Dimensions	Sales Code
31	Horizontal Flue inc. boiler and terminal adaptors	Black		125mm	5118580
32	1m Flue Extension	White	1000mm	125mm	5118584
33	Flue Bend	White	91.5°	100mm	5118588
34	Flue Bend (Pair)	White	135°	100mm	5118597
35	Pipe Support Bracket	White	125mm Flue Pipes	100mm	5118610

Vertical Concentric Flues Ø 80/125mm - Multifit Flue Group G

Item	Description (Multifit) Flue System	Colour	Specification	Key & OD Dimensions	Sales Code
36	Vertical Flue Terminal	Black		125mm	5111078
32	1m Flue Extension	White	1000mm	125mm	5118584
33	Flue Bend	White	91.5°	125mm	5118588
34	Flue Bend (Pair)	White	135°	125mm	5118597
28	Roof Cover Plate (see page 29 for image)			125mm	246143
37	Flue Vertical Adaptor	White		100/125mm	5111070
29	Pitched Roof Flashing (see page 29 for image)		25° / 55°	125mm	5122151
30	Flat Roof Flashing (see page 29 for image)			125mm	246144
35	Pipe Support Brackets	White	125mm Flue Pipes	125mm	5118610



Twin Pipe Flues 80/80mm - Multifit Flue Group N

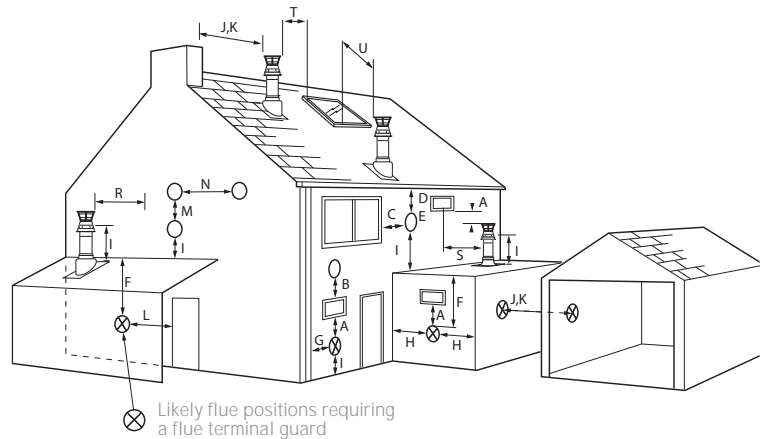
Item	Description (Multifit) Flue System	Colour	Specification	Key & OD Dimensions	Sales Code
36	Vertical Flue Terminal	Black		125mm	5111078
38	Twin Pipe Extension (Pair inc. Brackets)	White	1000mm	80mm	5111087
39	Twin Pipe Flue Bend (Pair)	White	90°	80mm	5111072
40	Twin Pipe Flue Bend (Pair)	White	135°	80mm	5111086
28	Roof Cover Plate (see page 29 for image)			125mm	246143
41	Twin Pipe Flue Horizontal Terminal Kit (Air & Exhaust)	Stainless steel	575mm	80mm	5120172
42	Twin Pipe Flue Adaptor (Boiler)	White		80 / 80mm	720089801
43	Twin Pipe Support (Pair)	White		80mm	5111081
44	Twin to Concentric Adaptor 80 / 80 - 80 / 125	White		80 / 125mm	5111084
29	Pitched Roof Flashing (see page 29 for image)		25° / 50°	125mm	5122151
30	Flat Roof Flashing (see page 29 for image)			125mm	246144
45	Pitch Roof Flue Terminal	Black	25° / 50°	60mm	720576301
46	Pitched Roof Terminal Adaptor Kit	White		60-80mm	5121792
47	Single Flue Terminal (Air Only)			80mm	5121791

Terminal Position with Minimum Distance (mm)

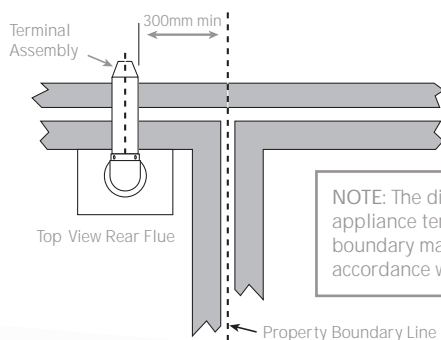
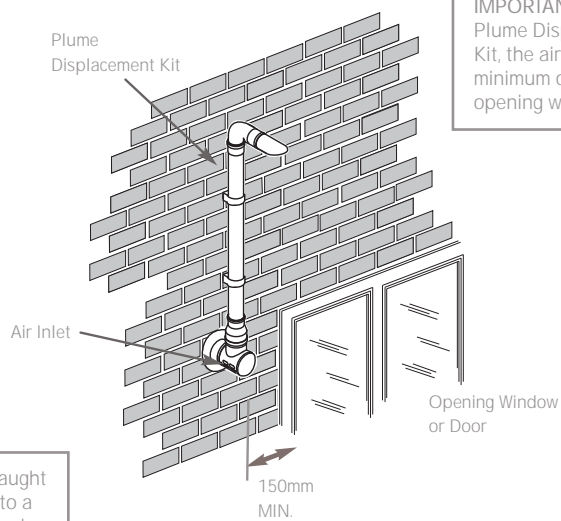
A ¹	Directly below an opening, air brick, opening windows, etc	300
B ¹	Above an opening, air brick, opening window etc	300
C ¹	Horizontally to an opening, air brick, opening window etc	300
D ²	Below gutters, soil pipes or drain pipes	25
E ²	Below eaves	25
F ²	Below balconies or car port roof	25
G ²	From a vertical drain pipe or soil pipe	25
H ²	From an internal or external corner	25
I	Above ground, roof or balcony level	300
J	From a surface or boundary line facing a terminal	600
K	From a terminal facing a terminal (Horizontal flue)	1200
	From a terminal facing a terminal (Vertical flue)	600
L	From an opening in carport (e.g. door, window) into the dwelling	1200
M	Vertically from a terminal on the same wall	1500
N	Horizontally from a terminal on the same wall	300
R	From adjacent wall to flue (vertical only)	300
S	From an adjacent opening window (vertical only)	1000
T	Adjacent to windows or openings on pitched and flat roofs	600
U	Below windows or openings on pitched roofs	2000

1. In addition, the terminal should be no nearer than 150mm to an opening in the building fabric formed for the purpose of accommodating a built-in element such as a window frame.

2. Only ONE 25mm clearance is allowed per installation. If one of the dimensions D, E, F, G or H is 25mm then the remainder MUST be as B.S.5440-1.



IMPORTANT: If fitting a Plume Displacement Flue Kit, the air inlet must be a minimum of 150mm from any opening windows or doors



NOTE: The distance from a fanned draught appliance terminal installed parallel to a boundary may not be less than 300mm in accordance with the diagram below

BAXI

Industry leading aftersales support



heateam – first in the heating industry in the 2010 Top 50 Call Centres for Customer Service.

From reliable advice to excellent aftersales service, the dedicated support from heateam is second to none.



We're proud of our customer service, and in a recent survey* we were voted number one in the heating industry for customer care following the biggest ever independent call centre benchmarking exercise in the UK. We beat our competitors in the heating industry hands down for the things that matter to you - quality of service, reliability and technical excellence.

Our customer contact centre is open 363 days a year, and with our award winning service, you know that we'll be there for you.

With over 280 Gas Safe registered engineers ready to assist you and your customers across the country, once you've installed a Baxi boiler you can rest assured that if anything ever goes wrong, it will be quickly attended to by a qualified engineer.



*Recent UK Study carried out by independent market research company GFK mystery shopping

Professional support when you need it most

Our support doesn't just start after a boiler has been installed, we want to make sure that we're there to offer you support whenever you need it.

Technical support



There's nothing worse than being with a customer and needing information there and then to finish the job. That is why we make sure that we're at the end of the phone and ready to provide you with the assistance you need.

Warranties

Once your customer has had their new Baxi boiler installed and registered their warranty, they will be protected by our standard two year warranty (or our standard five year warranty with the Baxi Platinum Combi GA). And, if they want, they can extend the warranty cover longer for added peace of mind. To make it even easier, they can register their warranty online.

Annual servicing to qualify for Baxi's standard Parts and Labour warranty can be carried out by any Gas Safe registered installer, allowing you to maintain relationships with your customers.

Aftersales service

With our award winning customer service centre and team of highly skilled Gas Safe registered field service engineers behind you, you can be sure that when you install a Baxi boiler you're backed up by a team who places as much pride in reputation, service and quality as you do.

heateam

Call us on **0844 871 1525**

www.heateam.co.uk

heateam opening hours are:
Monday - Friday 8am - 6pm
Saturday/Sunday 8.30am - 2pm

BAXI

Our support for you



We want to support installers in as many ways as we can. From product training and aftersales advice to business support and rewarding loyalty, we're with you every step of the way.

Baxi training



Every year, we train over 8,000 installers across the UK in our dedicated and fully equipped training centres. As well as standard industry courses, we also offer free product training days on the Baxi range of boilers.

These courses are run by trainers who have many years' experience of Baxi products. The courses are very hands-on, designed to help installers understand the THINK combustion management system and boiler components and make installation, service and maintenance easier and simpler.



We've built an enviable reputation, but don't take our word for it. This is what some of our current installers say about our facilities and programmes –

“Baxi puts together programmes that are thorough and professional and keep me up to date with new technology which helps me do my job with confidence”

“I've been to a number of training courses run by manufacturers and I think Baxi's are about the best there are, with friendly trainers that really know their stuff”

To book a place on one of our free new product training days simply contact your local Baxi Area Sales Manager

Supporting you - where it matters



Welcome to a new way
of building success
together



works is Baxi's online business support scheme

What sets works apart from other schemes is that it rewards genuine two-way communication between you and Baxi, because we want to know what's important to you.

works is designed to provide real support for your business as you grow and prosper.

These are just a few of the benefits works can offer:



- FREE Gas Safe and warranty registration, saving you time and money on every installation
- Next day call out and priority phone line from heateam
- 'Find an Installer' on the Baxi website, providing genuine enquiries from people wanting a boiler service, repair or replacement
- Annual service reminder can be sent in your name to prompt your customers to call you when their annual service is due

Visit works2gether.co.uk to become part of works and let us help you grow your business

The BAXI logo, consisting of the word 'BAXI' in a bold, blue, sans-serif font. Below the logo is a decorative graphic of multiple overlapping, curved lines in various colors (red, orange, yellow, green, blue, purple) that sweep across the bottom of the page.

BAXI

Other heating solutions from Baxi

Whatever heating solution your customer needs, we have a range of highly efficient and innovative products.



Baxi Solo HE A

The Baxi Solo HE A is our highly advanced heat only boiler. Fitting effortlessly into any modern interior, including homes with limited space due to its compact dimensions and stylish design.

The Baxi Solo HE A is available in five outputs, 12kW, 15kW, 18kW, 24kW and 30kW to fit most sized properties, has a lightweight, compact design for flexible siting and can be installed on a fully TRV system.

It is also suitable for use with vented or sealed heating systems and comes with simple controls for easy operation. No pump overrun is required removing the need for re-wiring and reducing disruption to the property, meaning this boiler will directly replace any existing heat only boiler.



Baxi Bermuda BBU HE

The Baxi Bermuda BBU HE is the only high efficiency, direct replacement back boiler on the market and is the most cost effective alternative for an existing standard efficiency boiler. It complies with all legislative and building regulations.

The Baxi Bermuda BBU HE uses existing pipe work so can be installed in a single day, reducing disruption for your customers and eliminating the need for costly redecoration, with no space being lost elsewhere in the property.



Baxi Ecogen™

The award winning Baxi Ecogen dual energy micro-CHP boiler generates low cost, low carbon electricity while in the process of providing highly efficient heating and hot water.

Using this energy to power household appliances means that customers need to buy less electricity from their electricity provider, resulting in lower electricity bills and a smaller carbon footprint.

It is the first micro-CHP product to achieve Microgeneration Certification Scheme (MCS) certification; therefore it is also eligible for the Government's Feed-in Tariff - providing financial benefits to your customers.



Baxi Solarflo™

Baxi Solarflo provides energy efficient hot water and can significantly reduce fuel bills and carbon emissions. The range includes on-roof and in-roof collector panels and evacuated tubes and is MCS certified*, allowing homeowners to benefit from the Government's Renewable Heat Incentive (RHI) scheme.

Switching to solar heating can result in significant savings, both in CO₂ and energy bills. The technology is simple, effective and entirely sustainable.

Flat plate on-roof collector panels are mounted on top of roof tiles or slates, and are therefore most suited to providing solar heating to existing properties, whereas in-roof collector panels are perfect for integrating solar heating into new-build properties as they are built into the roof structure. Evacuated tube collectors offer premium solar heating performance in cloudy conditions and complete flexibility as they can be mounted on any surface, including facades and flat roofs.



Baxi Bioflo™

At 94 per cent efficient, the Baxi Bioflo biomass boiler provides a steady supply of clean, sustainable, carbon neutral heating and hot water. Compact and stylish, it is easy to install, use and maintain. It is MCS certified and is eligible for the RHI scheme.

Ideal for customers in smaller properties where mains gas is not available, the boiler is simple to install, low maintenance and easy to operate.

As well as looking good, the Baxi Bioflo is designed to meet the homes renewable energy needs - reducing both energy consumption and fuel bills for your customer, whilst providing heating and hot water throughout the year.



Baxi Ambiflo™

The Baxi Ambiflo™ air source heat pump is suitable for domestic use and captures heat from outside air, using this energy to provide heating within the home. Air source heat pumps can offer substantial carbon savings when compared to other heating sources such as electric storage heaters and oil boilers.

Under typical conditions, air source heat pumps operate at average seasonal efficiency of between 200% and 300%. It is a highly efficient technology for well insulated properties with underfloor heating or low temperature radiators.



Baxi Geoflo™

The Baxi Geoflo™ ground source heat pump system taps into the natural heat found in the ground just metres below the Earth's surface.

The heat pump works by keeping fluid in the evaporator slightly cooler than the source, enabling it to draw latent heat from the earth via heat collectors which are buried in the ground.

This stable, consistent energy is used to provide hot water for a domestic heating system.

Literature guide

At Baxi we know that buying a new boiler is a big decision, with this in mind we aim to provide as much relevant information to you and your customers.

Literature available:

	Baxi Neta-tec Combi GA	Baxi Duo-tec Combi GA	Baxi Platinum Combi GA	Baxi Megaflo System Compact GA
Homeowner's Guide	●	●	●	●
Homeowner's Reference Guide	●	●	●	●
Homeowner's User Instructions	●	●	●	●
Homeowner Boiler template (demonstrates size of product)	●			
Installer Instructions	●	●	●	●

How to order:

If you would like to order any brochures please call our literature hotline on 0844 8711525 or contact your local Baxi Area Sales Manager.

All our brochures, instructions, leaflets and guides are available free of charge. To download our brochures electronically visit www.baxi.co.uk



BAXI

Contact us

For all enquiries please call
0844 871 1525

Email: info@baxi.co.uk

Visit: www.baxi.co.uk/think

Open Monday - Friday, 8am - 6pm

Weekends & Bank Holidays, 8.30am - 2pm

We are closed on Christmas Day & New Year's Day

Please note calls may be monitored or recorded

To book a training course
please call

0845 600 7402

Open Monday - Thursday, 8.30am - 5pm

Friday, 8.30am - 4.30pm

or visit www.bdrthermeatraining.co.uk

Made in the UK



Baxi, Brooks House, Coventry Road, Warwick CV34 4LL

www.baxi.co.uk

PART OF BDR THERMEA



This brochure is printed on paper sourced from well managed forests and other controlled sources. This brochure is printed using vegetable based inks. Please recycle this brochure when you have finished with it.

Baxi policy is one of continual improvement and development. The right to change specification and appearance without prior notice is reserved. The reproduction of colours is as accurate as photographic and printing processes allow.

The consumer's statutory rights are not affected. e&oe

Baxi Heating UK Ltd.

Registered in England and Wales with company number 3879156 and registered

office address at Brooks House, Coventry Road, Warwick CV34 4LL

VAT registration number is 604 6658 37.

BAXI

Baxi/NewRange/Sept 11