


# MDFL 1510/1880/2505/2705 Dual Fuel Burner



## MDFL 1510/1880/2505/2705 Dual Fuel Burner features:

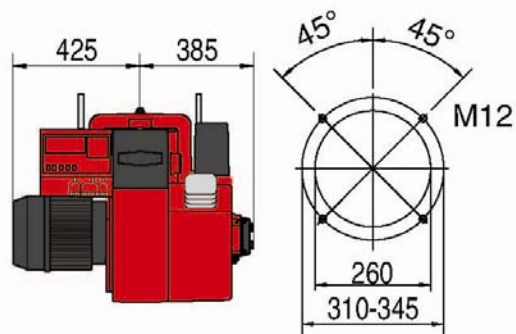
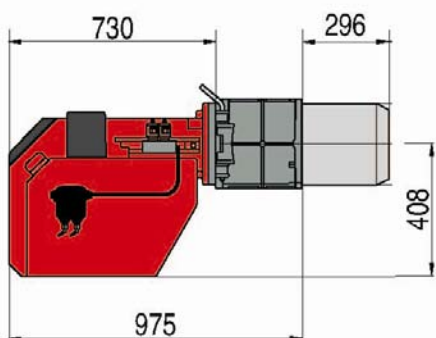
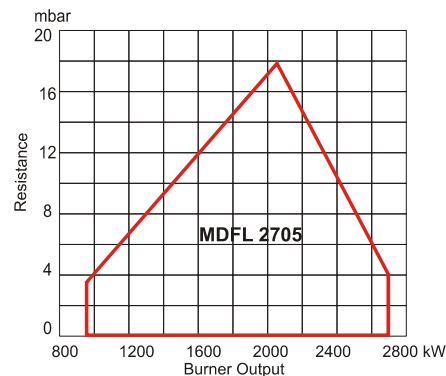
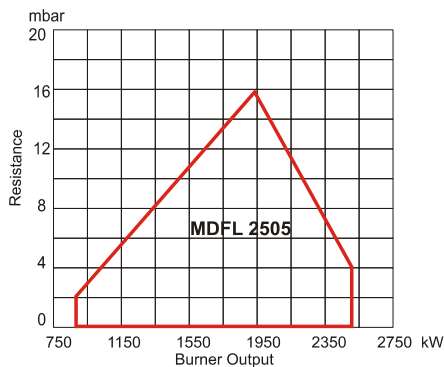
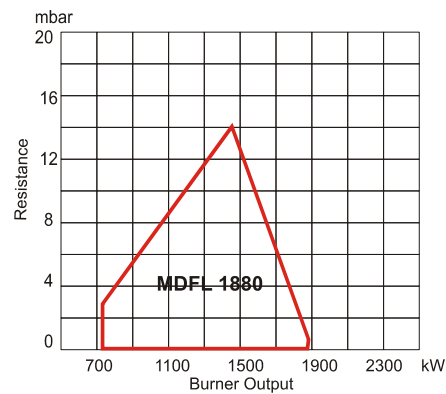
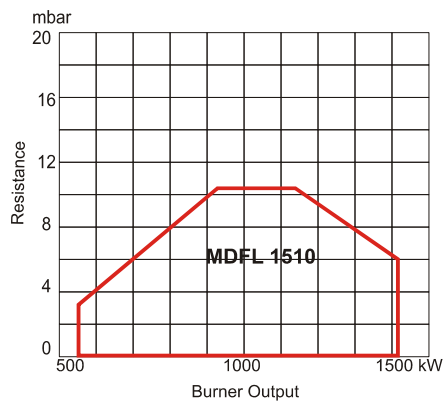
- Designed and approved in accordance with the European Standard EN 267 and EN 676
- Two stage or modulating gas / two stage oil operation (modulation controller, sensor and pocket optional extra)
- Plug-in contact facilitates the installation
- Available for natural gas or LPG or town gas or biogas and light oil
- Hinged flange for ease of servicing
- Burner mounted oil pump (separate oil pump unit optional extra)
- Right-hand gas train as standard (left-hand optional extra)
- Range of gas trains to suit gas supply pressure
- All kW ratings are in nett CV



For more information on all Nu-way products  
please visit [www.nu-way.co.uk](http://www.nu-way.co.uk)



Type		MDFL 1510	MDFL 1880	MDFL 2505	MDFL 2705
Capacity	kW	441-1510	738-1880	620-2505	887-2705
Motor	V/Hz	400 / 50	400 / 50	400 / 50	400 / 50
	kW/A (Fuse) + Control fuse	3.0 / 3 x 20 + 1 x 10	4.0 / 3 x 20 + 1 x 10	4.4 / 3 x 20 + 1 x 10	5.5 / 3 x 20 + 1 x 10
Start/Run Current	Amps	10.5/6.5	15.0/9.0	15.5/9.3	16.3/11.3
Control unit		MPA 22	MPA 22	MPA 22	MPA 22
Flame monitoring		UV	UV	UV	UV
Air damper motor		•	•	•	•
Gross weight - burner	kg	146	150	153	169
Gross weight - standard gas train	kg	12	12	21	21



\* Extended Lengths Available

Enertech Limited, P O Box 1, Vines Lane  
Droitwich, Worcestershire, WR9 8NA

tel: +44 (0) 1905 794331 • fax: +44 (0) 1905 794017  
email: info@nu-way.co.uk • web: www.nu-way.co.uk



Issue 2 8/10