

MULTIFIT  
**GasSaver**



The Multifit GasSaver is an innovative product that sits neatly between a boiler and flue and recycles the heat from the flue gases which would normally be expelled into the atmosphere and wasted.

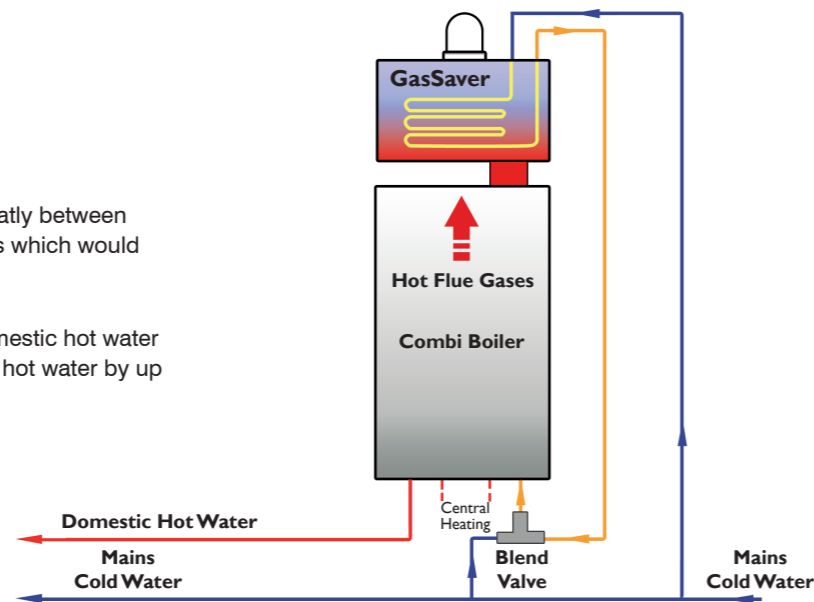
It has been proven by independent testing to achieve domestic hot water savings of up to 7% and can reduce the gas used to heat hot water by up to 37% annually\*.

### How it works

The Multifit GasSaver recovers heat from the flue gases normally expelled into the atmosphere through the boiler flue.

The recovered heat is then recycled to pre-heat water coming into the boiler from the cold mains supply, significantly reducing the amount of gas required by the boiler to heat the water.

This means lower energy bills for the householder and greater carbon savings.

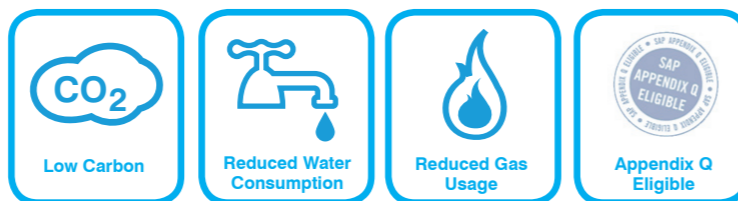


- Low Carbon solution – helps to reduce carbon emissions**
- SAP Appendix Q eligible – reduces the Dwelling Emission Rating (DER)**
- Long service life - maintenance free**
- WRAS Approved**

The Multifit GasSaver is compatible for use with the following boilers :

BAXI	Models
• Platinum Combi HE A	24/28/33/40kW
• Duo-tec Combi HE A	24/28/33/40kW

POTTERTON	Models
• Gold Combi HE A	24/28/33kW
• Promax Combi HE Plus A	24/28/33kW

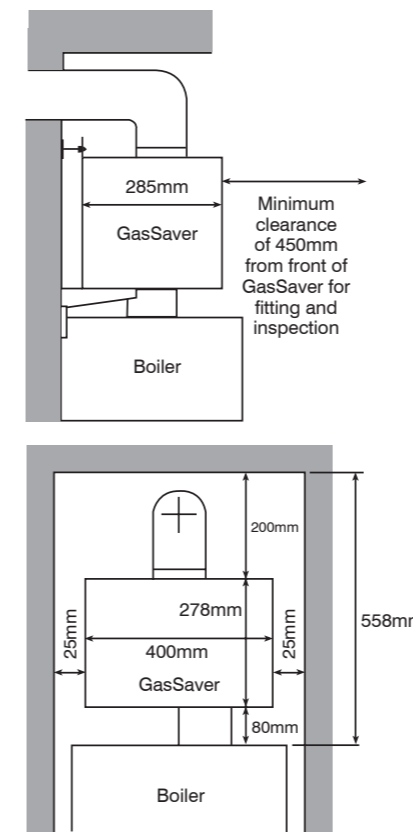


Sources:  
 \*Test conducted by independent scientific test house, TNO. Calculation based on an average household's consumption of 100 litres of hot water per day.  
 \*\*A Review of the Energy Efficiency & Costs of Various Domestic Hot Water Supply Systems. Report from TUV NEL (2008). Results were based on a comparison of a standard efficiency boiler versus a high efficiency boiler and GasSaver.

### Key features and benefits

- Low carbon solution, offering up to 700kg carbon emissions saving\*\*
- Reduces cold water consumption by up to 7%\*  
Can reduce gas used to heat hot water by up to 37% annually\*
- Maintenance free - no moving parts and no annual servicing required
- Constructed from 316L SS ensuring longevity
- No controls or settings – reduces nuisance call outs
- Simple to install – designed for easy and fast fitting
- Compatible with a wide range of Baxi Group appliances
- Reduces nuisance plumbing - utilises flue gas latent heat to improve DHW operational efficiency
- Blending valve supplied as standard – maximising recovered energy
- Support from Baxi Group NEWdesign team, offering free, fully indemnified heating and hot water system designs

### Technical Information



Multifit GasSaver	
Sales Code	720056901
<b>DHW Circuit Pressures</b>	bar
Max inlet	5
Min operating	0.2
<b>DHW Circuit Flow Rates</b>	l/min
Max flow rate	18
Min flow rate	2.5
<b>Connections</b>	Stainless steel
Cold water mains inlet	15mm
DHW flow	15mm
<b>Weights</b>	kg
Packaged boiler carton installation lift weight	15.6
Weight when full	24
<b>Blending Valve</b>	
Connections	15mm
Setting temperature	30°C
<b>General</b>	
DHW H/Exch	Stainless steel
Store & flue connection	Stainless steel
Casing	White paint steel
Condensate store capacity	5.75 litres
H/Exchange coil capacity	2.7 litres
<b>Flues</b>	60/100mm
Maximum flue length*	24-5m
	28-5m
	33-3m
	40-1m
<b>Accessories</b>	
Expansion valve kit - Sales Code	720055901
Stand off kit - Sales Code**	720079701

\*Further flue lengths or bends may be used, but a loss in output of 1% is incurred for every additional metre  
 \*\* Stand off kit for use with a boiler stand off bracket, to allow routing of pipework behind

### Step by Step Installation

1. Follow the installation and servicing instructions supplied with the boiler to the point at which the wall plate is fitted, but do not mark the flue position.
2. Align the Multifit GasSaver template with the boiler wall plate (Fig.1) and mark the positions of the flue and upper fixings.
3. Position the GasSaver mounting bracket centrally above the boiler wall plate (Fig.2). Mark the most suitable fixing holes.
4. Drill and plug the upper and bracket fixings. Make the hole for the flue (not shown).
5. Continue to install the boiler on the wall plate and secure the mounting bracket with suitable screws (Fig.3).
6. The GasSaver can now be fitted. Locate the connection on the underside of the GasSaver in the boiler flue adaptor, taking care not to displace the seals (Fig.4).
7. Whilst supporting the GasSaver secure it to the wall with the screws and washers provided using the upper fixing brackets (Fig.5).
8. To ensure correct and efficient operation the GasSaver must now be primed (Fig.6) by pouring 6 litres of clean cold water into the central spigot. Do not allow any water to spill into the air chamber.
9. The flue system can now be installed and commissioning completed (Fig.7). The flue adaptor on top of the GasSaver is the same as that on the boiler.




Fig.1

Fig.2

Fig.3

Fig.4

Fig.5

Fig.6

Fig.7

# Contact us

---

General Enquiries Tel: 0844 8711 555

## Baxi

Enquiries Tel: 0844 8711 525

For further information visit: [www.baxi.co.uk/gassaver](http://www.baxi.co.uk/gassaver)

## Potterton

Enquiries Tel: 0844 8711 560

For further information visit: [www.potterton.co.uk/gassaver](http://www.potterton.co.uk/gassaver)

**Baxi and Potterton are Baxi Group companies.**  
**Brooks House, Coventry Road, Warwick, CV34 4LL.**

**Please note calls may be recorded or monitored.**

---

Baxi Group products are supported by **heateam**. With a nationwide network of over 250 field service engineers and a team of highly trained call centre staff, **heateam** offers technical support and expert advice.

**interpart**, Baxi Group's parts division, is one of the largest parts distribution businesses of its kind in the UK. It supplies the spares, accessories and consumables for a wide range of brands and meets the expectations of its consumers through a firm commitment to quality.

**NEWdesign** is a bespoke design service from the Baxi Group, providing bespoke, fully indemnified heating and water system designs for residential developments that incorporate Baxi Group products.

**BAXI**

**Zenex**  
ENERGY SAVING TECHNOLOGIES

**WRAS**  
APPROVED  
PRODUCT



ISO 9001  
FM 00866



ISO 14001  
EMS 514880



**POTTERTON**

**GASTEC**



This Brochure is printed on paper sourced from well managed forests and other controlled sources. This brochure is printed using vegetable based inks. Please recycle this Brochure when you have finished with it.

Baxi Group policy is one of continual improvement and development. The right to change specification and appearance without prior notice is reserved. The reproduction of colours is as accurate as photographic and printing processes allow. The consumer's statutory rights are not affected. e&oe

Multifit GasSaver/0509/V1