

# special care grab rails

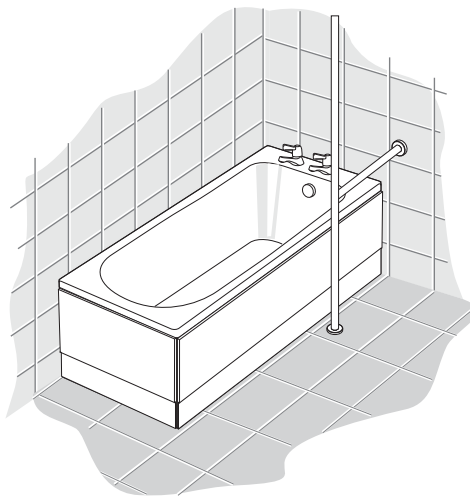
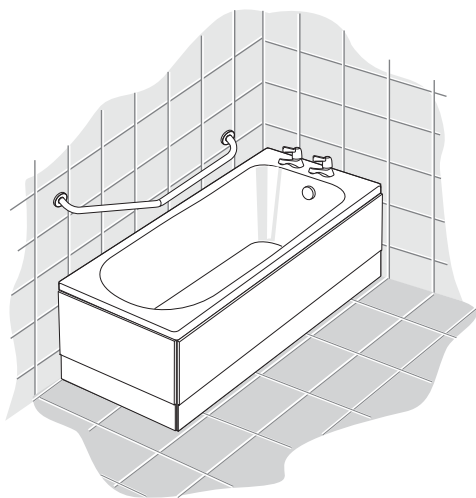
A comprehensive range of grab rails for use where facilities for people with disabilities or infirmities must be provided.

For LRV and RAL numbers see page 18:3:0

35mm OD tube

Rails usually available 3 colours and stainless steel finish

Concealed fixing

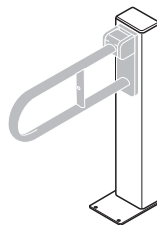
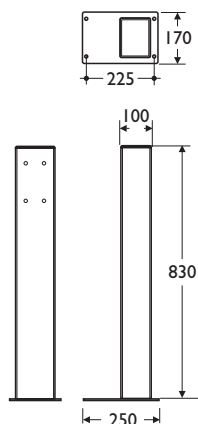


**Illustrated**

- S6478** Floor to ceiling adjustable grab pole
- S6479** Floor to ceiling adjustable grab pole with wall stay (as illustrated)
- S6472** Cranked grab rail 45 x 45cm

**Colours**

Grab rails are available with stainless steel finish (MY), White (AC), Blue (36), Grey (LJ) or Charcoal (RN)



**Illustrated**

- S6470** Vertical floor mounted support for hinged rails
- S6467** 78cm hinged rail
- Or
- S6482** 65cm NHS hinged support rail

**Colours**

Grab rails are available with stainless steel finish (MY), White (AC), Blue (36), Grey (LJ) or Charcoal (RN)