

Introduction



Every working day in the UK over eight million cups of tea or coffee are made using Zip instant boiling water products. The launch of Hydroboil into the UK market in the late 80s revolutionised boiling water delivery in the workplace and brought new levels of efficiency, safety and user satisfaction to commerce, industry and the public sector. Today instant boiling water is firmly established as the workplace norm with Zip the clear market leader.

More recently Zip HydroTap systems have brought further innovation to the market with under counter units providing instant delivery of filtered boiling and chilled water through easily accessible counter mounted taps.

Zip also offers a comprehensive range of top quality, value for money commercial electric water heating products - both vented and unvented - from 5 to 300 litre capacity. This is supported by a range of instantaneous water heaters and a wide selection of water chillers.

The Zip range is in daily use in tens of thousands of locations throughout the UK including the Houses of Parliament, numerous Blue Chip Companies, Hospitals, Schools, Military Establishments and HM Prisons as well as many homes.

All products are available nationally through electrical wholesalers and plumbing merchants.



Zip's experienced team of Training Managers offer bespoke product training geared to the needs of Installers, Specifiers and Facility Managers. These 'hands on' sessions typically take place on site and cover all relevant product installation, servicing and maintenance issues. In addition a choice of RIBA accredited CPD programmes is available.

Zip products are inherently reliable and covered by comprehensive on site parts and labour warranties – details of which may be found at: www.zipheaters.co.uk/warranty



To support these guarantees and provide comprehensive service support packages ranging from out of warranty repair to comprehensive maintenance programmes, Zip has the largest team of directly employed Engineers in the UK focused solely on boiling water, chilled water and commercial water heating products.

Zip is committed to Customer Satisfaction and offers support and advice to Specifiers, Installers and End Users alike. Whether the query relates to the specification, installation or use of our products, the Zip Technical Advice Team is just a phone call away.

Whatever the boiling, chilled or hot water need, Zip has the ultimate solution.

Index



NEW PRODUCTS

6-7

Drinking Water - Boiling

HydroTap introduction	8-13
Boiling & chilled	14-15
Boiling	16-17
Chilled	18-19
3-in-1 & 4-in-1	20-21
All-in-One	22-23
Industrial	24-25
HydroTap for the Home	26-29
HydroTap options and filtration	30-33
Wall Mounted instant boiling water overview	34-35
Hydroboil Plus	36-37
Hydroboil	38-39
Econoboil	40-41
Duo	42-43
Accessories	44-45

Drinking water - Chilled

Chilled water introduction	46-47
HydroTap chilled	48-49
Chilltap	50-51
Chillmaster	52-53
Wall Fountain	54-55
Chill Fountain	56-57
Chilled and filtered water for the Home	58-61
Accessories	62-63

Hot water

Hot water introduction	64-65
InLine introduction	66-67
ES & Kits	68-71
ILX	72-73
CEX	74-75
DEX & DBX	76-77
InLine accessories	78-79
Aquapoint III unvented 5-15 litres	80-81
Varipoint II unvented 10 & 15 litres	82-83
Unvented accessories	84-85
Aquapoint III unvented 30-100 litres	86-87
Varipoint III unvented 30-100 litres	88-91
AquaFlo	92-93
Tudor	94-95
Contract	96-97
RCH	98-99
Applications & General Data	100-101

Zip New Products



Zip HydroTap+

Models feature increased cups per hour boiling water capacity and a 'free-flow' chilled water capability. See pages 15, 19, 21, 23 & 25

Zip HydroTap All-in-One

Systems deliver instant boiling and chilled filtered drinking water and hot, warm or cold water through one stylish tap. See pages 22-23



Zip HydroTap Industrial

Models are designed to withstand the heavy usage associated with shop floor, canteen and institutional environments. See pages 24-25

Zip HydroTap Miniboil

Super-compact, economy models for filtered boiling and filtered cold (ambient) water. See pages 28-29



Classic tap



Elite tap

Zip HydroTap Finishes

In addition to the standard Bright Chrome finish traditional HydroTap is now available in a choice of Brushed Chrome, Black Chrome and Gold Plated finishes. See page 30



Zip Chilltap Extra

Chilled filtered water, instantly, plus filtered cold (ambient) water. Fingertip control for filling cups and hands-free filling for large jugs. Superior submicron filtration. See pages 60-61

Zip Hydroboil Plus

In response to customer demand the existing range of Hydroboil Plus capacities is extended to include 10, 15, 25 and 40 litre units, making them the most energy efficient in the industry. See pages 36-37



Zip DEX, DBX & CEX

New ranges of high efficiency electronically controlled instantaneous electric water heaters for single or multiple outlets. See pages 74-77



Zip HydroTap®

Changing the way the world boils water

Zip HydroTap brings, with one system, all the practical advantages of instant boiling and chilled filtered water to commercial environments such as offices, factories and hospitals, as well as in the home.



Press lever down to fill cups, teapots, etc.



Pull lever forward to fill large vessels and for measured delivery



When activated the safety interlock requires finger-thumb operation



Instant boiling and chilled filtered water from a single tap.

A touch of the red lever provides instant filtered boiling water, whilst the blue lever delivers fresh tasting filtered chilled water.

Features and benefits

Programmable energy saving modes for added efficiency.

Programmable maximum measured water delivery.

Safety interlock provides user with added protection where needed.

System unit hidden under the counter.

Filter change warning light.

No more time wasted waiting for a kettle to boil.

No more energy wasted boiling kettles or urns.

No more bottled water to buy.

No more bottled water to store.

No more bottled water to handle.

No more running out of drinking water during periods of high demand, such as hot weather.

Features the most technically advanced submicron filtration system for healthier, better tasting drinking water.

Option of anti-scale filter.

Installation at the sink or on optional font and drain.

Zip HydroTap® technology

Superior technology saves energy and conserves water



Power-Pulse™ energy saving technology

Reduces power consumption by allowing the system to regulate its power during periods of high and low usage. This saves energy whilst maintaining the tightest possible temperature control.



Cuts energy consumption

Running costs: no more than 15p per day (with sleep mode active 10 hours in 24), plus boiling water 8 cups for 1p; chilled water 20 glasses for 1p.



Sleeps when inactive

The system can be pre-set to power down after 2 hours of non-use, but will still retain stored 'boiling' water at an energy saving 65°C. The system quickly recovers to the pre-set boiling temperature upon further draw-off.



Programmable 24/7 timer

Pre-set the 'power on' and 'power off' times (once a day) for those periods when the Zip HydroTap will not be used, such as overnight or at weekends (for commercial users).

Zip HydroTap® efficiency

Typical energy efficiency information—commercial models

Typical 24-Hour Business Day

Model	Power Usage (Watt hours)	CO ₂ Emission (kg)	Cost per day (£)
BC150/175	1,481	0.637	0.15
BC100/125	1,357	0.584	0.13

Plus

For each cup of boiling water or glass of chilled water

Model	Power Usage (Watt hours)	CO ₂ Emission (kg)	Cost (£)
Boiling cups	13.0	0.006	0.0013
Chilled glasses	6.0	0.003	0.0006

N.B. To calculate a total running cost figure, add the cost per day to the number of cups of boiling water consumed, multiplied by the cost (at 8 cups for 1p) and the number of glasses of chilled water consumed, multiplied by the cost (at 20 glasses for 1p).

Methodology:

- Typical results of test carried out for Zip and independently verified by The University of New South Wales, Australia
- Assumed typical business day; 12 hours operational mode, 12 hours sleep mode, 10 minutes full recovery mode
- Operational mode is the default setting; with the main system using sufficient power to maintain set temperature in the tanks
- Sleep mode—system powers down if not used for two hours, using only enough energy to maintain 'boiling' water at 66°C
- Test conditions—boiling water at 98°C and chilled water at between 5°C and 10°C
- The CO₂ emission estimates are based on 430 kg of CO₂ per 1000 kWh of electrical power consumed
- The estimated cost per day is based on £0.10 per kWh

Standard cup 167ml. Standard glass 200ml.

Zip HydroTap® range

General Information – Commercial HydroTap

Tap head

Chrome plated, die cast tap body with push and pull levers. Integral safety lock and LED indicators.

Disabled option

Oversize tap levers.

Control panel

Located on undercounter unit for programming sleep mode, timer, water temperature and water delivery.

Filtration system

Integral triple-action submicron encapsulated cartridge. (See page 32)

Safety features

Safety interlock on tap. Undercounter safe tray with leak detector.

Finishes

Available in Bright Chrome (standard), Brushed Chrome, Black Chrome and Gold Plated.

Approvals

WRAS, CE endorsed.

Warranty

1 year on site parts and labour. For full details visit: www.zipheaters.co.uk/warranty

Plumbing

The water supply must be potable (drinkable).

If static pressure exceeds 7 bar, a pressure reducing valve must be fitted.

An isolating valve should be installed between the water supply and the unit.

Venting

The cupboard housing the unit must be amply ventilated by using the 4mm buffers and vent provided.

Electrical

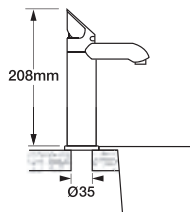
To be wired to a double pole switched fused spur with a minimum break capacity of 13 amp.

Installation must comply with current IEE regulations.

3 metre power cable provided.

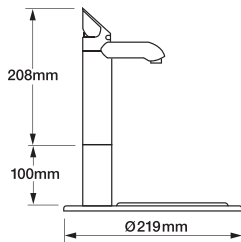
Caution

In some hard water areas where scale is an issue we recommend the fitting of the Zip Professional Range of High Performance Scale Filters (see page 33).



HydroTap sink mounted

Allow 35mm hole for fixing to surface or sink



HydroTap font mounted

Allow 35mm hole for tap and 108mm for font (template supplied)

Zip HydroTap® range

The wide range of products available



Boiling & chilled



Boiling only



Chilled only



4-in-1 & 3-in-1



All-in-One



Industrial



For the Home

Zip HydroTap®

Filtered boiling and chilled water

Features & benefits

- Provides boiling and chilled filtered water instantly from a single tap
- Saves time with staff waiting for a kettle to boil
- No unsightly and unsafe kettle leads
- More environmentally friendly than a kettle
- Provides more choice of beverage than a vending machine
- No need for expensive and environmentally damaging bottled water
- No need to store and handle bottled water
- No fear of running out of drinking water in extreme weather conditions
- Can be sited at a sink or away from it on the optional font and drain

Choice options

For small sized locations, choose BC120/60+ (Compact).

For medium sized locations choose BC160/125+.

For large locations choose BC200/175+.

'+' signifies models are 'freeflow', ensuring cold water continues to flow when 'chilled glasses per hour' is exceeded during periods of high demand.

Boiling system

Open outlet, vented; designed to operate at 98°C.

Chilling system

Fan-cooled condenser type.

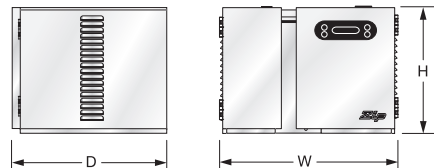
Refrigerant

R134A.

Temperature settings

The boiling temperature can be adjusted from 99°C to 68°C.

N.B. For general installation and specification details of the HydroTap range see page 12.



Energy Conservation

A choice of two programmable energy saving modes –

- **Integral 24 hour 7 day timer** enables the boiling and chilled water units to switch off automatically during known periods of inactivity e.g. overnight or weekends, but return to full functionality ahead of the next expected demand.
- **Inactivity Sleep Mode** enables the boiling water unit to power down or switch off after 2 hours non-use. Powering down allows the water temperature to gradually reduce to 65°C, at which it is maintained. Upon further draw off boiling resumes.

Product Code	Maximum Boiling cups/hour	Maximum Chilled glasses/hour	Power Rating kW @ 230V	Dimensions W x D x H (mm)
BC200/175+	200	175	2.8	500 x 465 x 395
BC160/125+	160	125	2.3	440 x 430 x 337
BC120/60+(Compact)	120	60	2.2	395 x 380 x 348

'+' signifies models are free flow, ensuring cold filtered water continues when 'chilled glasses/hour' is exceeded during periods of high demand.

Standard cup 167ml. Standard glass 200ml.

Zip HydroTap®

Filtered boiling water

Features and benefits

- Provides boiling filtered water instantly
- Saves time with staff waiting for a kettle to boil
- No unsightly and unsafe kettle leads
- More environmentally friendly than a kettle
- Provides more choice of beverage than a vending machine
- Can be sited at a sink or away from it on the optional font and drain

Choice options

For small and medium sized locations choose B160F.
For large locations choose B200F.

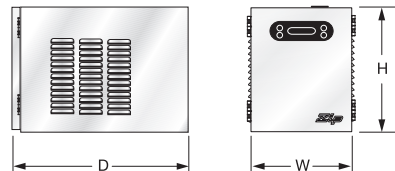
Boiling system

Open outlet, vented; designed to operate at 98°C.

Temperature settings

The boiling water temperature can be adjusted from 99°C to 68°C.

N.B. For general installation and specification details of the HydroTap range see page 12.



Energy Conservation

A choice of two programmable energy saving modes –

- **Integral 24 hour 7 day timer** enables the boiling and chilled water units to switch off automatically during known periods of inactivity e.g. overnight or weekends, but return to full functionality ahead of the next expected demand.
- **Inactivity Sleep Mode** enables the boiling water unit to power down or switch off after 2 hours non-use. Powering down allows the water temperature to gradually reduce to 65°C, at which it is maintained. Upon further draw off boiling resumes.

Product Code	Maximum Boiling cups/hour	Maximum Chilled glasses/hour	Power Rating kW @ 230V	Dimensions W x D x H (mm)
B200F	150	–	2.6	310 x 340 x 393
B160F	100	–	2.1	280 x 323 x 337

Standard cup 167ml.

Zip HydroTap®

Filtered chilled water

Features and benefits

- Provides chilled filtered water instantly
- No need for expensive and environmentally damaging bottled water
- No need to store and handle bottled water
- No fear of running out of drinking water in extreme weather conditions
- Can be sited at a sink or away from it on the optional font and drain
- Free-Flow™ facility ensuring cold filtered water continues to be available even when 'chilled glasses per hour' capacity is exceeded during periods of high demand

Choice options

For small to medium sized locations choose C125.

Chilling system

Fan-cooled condenser type.

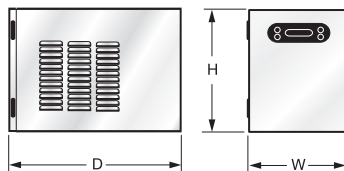
Refrigerant

R134A.

Temperature settings

The chilled water temperature is factory set to deliver water at between 5°C to 10°C.

N.B. For general installation and specification details of the HydroTap range see page 12.



Energy Conservation

Programmable operation

- **Integral 24 hour 7 day timer** enables the chilled water unit to switch off automatically during known periods of inactivity e.g. overnight or weekends, but return to full functionality ahead of the next expected demand.

Product Code	Maximum Boiling cups/hour	Maximum Chilled glasses/hour	Power Rating kW @ 230V	Dimensions W x D x H (mm)
C125+	–	125	0.2	306 x 457 x 334

Standard glass 200ml.

'+' signifies model is free-flow, ensuring cold filtered water continues when 'glasses/hr' is exceeded during periods of high demand

Zip HydroTap® 3-in-1 & 4-in-1

Boiling and chilled filtered drinking water
PLUS hot, cold (ambient) or mixed
warm water – all from a single source

Features & benefits

Offers all of the advantages of a standard HydroTap plus these additional 4 benefits.

- Provides hot water at 50°C to the mixer tap (supplied) and either boiling and chilled (4-in-1) or boiling (3-in-1) to the HydroTap
- Saves the cost of a separate hot water supply
- Saves space
- Conserves energy

Choice options

3-in-1

For small to medium sized locations choose BH160F.

For large locations choose BH200F.

4-in-1

For small to medium sized locations choose BCH160/125+.

For large locations choose BCH200/175+.

'+' signifies models are 'freeflow', ensuring cold water continues to flow when 'chilled glasses per hour' is exceeded during periods of high demand.

Boiling system

Open outlet, vented; designed to operate at 98°C.

Chilling system

Fan-cooled condenser type.

Refrigerant

R134A.

Temperature settings

The boiling water temperature can be adjusted from 99°C to 68°C.

Mixer Flow

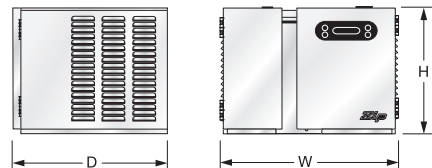
The mixer tap will deliver up to 3ltr/min, ideal for rinsing cups and handwashing.

N.B. For general installation and specification details of the HydroTap range see page 12.



4-in-1 provides filtered boiling and chilled water delivered through the HydroTap PLUS hot and cold (ambient) through the mixer tap.

3-in-1 provides filtered boiling water delivered through the HydroTap PLUS hot and cold (ambient) through the mixer tap.



Energy Conservation

A choice of two programmable energy saving modes –

- **Integral 24 hour 7 day timer** enables the boiling and chilled water units to switch off automatically during known periods of inactivity e.g. overnight or weekends, but return to full functionality ahead of the next expected demand.
- **Inactivity Sleep Mode** enables the boiling water unit to power down or switch off after 2 hours non-use. Powering down allows the water temperature to gradually reduce to 65°C, at which it is maintained. Upon further draw off boiling resumes.

Product Code	Maximum Boiling cups/hour	Maximum Chilled glasses/hour	Power Rating kW @ 230V	Dimensions W x D x H (mm)
BH200F	200	-	2.6	310 x 340 x 393
BH160F	160	-	2.1	280 x 323 x 337
BCH200/175+	200	175	2.8	500 x 465 x 395
BCH160/125+	160	125	2.3	440 x 430 x 337

'+' signifies models are free flow, ensuring cold filtered water continues when 'chilled glasses/hour' is exceeded during periods of high demand.

Standard cup 167ml. Standard glass 200ml.

Zip HydroTap® All-in-One

(Commercial) **NEW**

Boiling and chilled filtered drinking water
PLUS hot, cold (ambient) or mixed
warm water – all from one tap

Features & benefits

Offers all of the advantages of a standard HydroTap plus the additional benefits.

- Replaces mixer taps to declutter and simplify kitchen design
- Vented systems save space, cost and energy by eliminating the need for a separate hot water supply
- Separate drinking water controls for convenience and safety
- Vented and non-vented systems available

Choice options

Non-vented systems

(Uses an existing hot water supply to feed mixed hot water to the All-in-One Tap).

For small to medium locations choose BC160/125+A.

For large locations choose BC200/175+A.

Vented systems

(Uses incoming cold water supply heated in the HydroTap system to provide mixed hot water to the All-in-One Tap). The hot water system mixes boiling and cold water to approximately 50°C.

For small to medium sized locations choose BC160/125+AV.

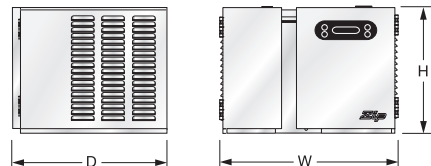
For large locations choose BC200/175+AV.

'+' signifies models are 'freeflow', ensuring cold water continues to flow when 'chilled glasses per hour' is exceeded during periods of high demand.

Tap head

Long reach spout swings to service two sinks.

N.B. For general installation and specification details of the HydroTap range see page 12.



Product Code	Maximum Boiling cups/hour	Maximum Chilled glasses/hour	Power Rating kW @ 230V	Dimensions W x D x H (mm)
BC200/175+AV	200	175	2.8	500 x 465 x 395
BC160/125+AV	160	125	2.3	440 x 430 x 337
BC200/175+A	200	175	2.8	500 x 465 x 395
BC160/125+A	160	125	2.3	440 x 430 x 337

'+' signifies models are free flow, ensuring cold filtered water continues when 'chilled glasses/hour' is exceeded during periods of high demand.

'A' signifies non-vented models where the system uses an existing hot water feed the mixed hot water to All-in-One tap.

'AV' signifies vented models where the system uses incoming cold water and heats it using the HydroTap boiling process to provide mixed hot water to the All-in-One tap.

Standard cup 167ml. Standard glass 200ml.

Energy Conservation

A choice of two programmable energy saving modes –

- **Integral 24 hour 7 day timer** enables the boiling and chilled water units to switch off automatically during known periods of inactivity e.g. overnight or weekends, but return to full functionality ahead of the next expected demand.
- **Inactivity Sleep Mode** enables the boiling water unit to power down or switch off after 2 hours non-use. Powering down allows the water temperature to gradually reduce to 65°C, at which it is maintained. Upon further draw off boiling resumes.

Zip HydroTap® in Industry **NEW**

Heavy duty designs for industrial environments and institutions

Features & benefits

Offers all of the advantages of a standard HydroTap plus these additional benefits.

- Super strong tapered shank anchor (side touch models)
- Damage-resistant side or top touch buttons
- Simple 2-button without safety lock
- Optional 3-button with safety lock
- Can be installed R/H or L/H
- Up to 200 boiling cups per hour
- Up to 175 chilled glasses per hour
- Features 'Free-Flow', ensuring cold filtered water continues to be available even when 'chilled glasses per hour' capacity is exceeded
- Side touch variant (primarily for institutional use) has a high strength tapered base which fastens to an undersink clamp block with a reinforcing spine

Choice options

Top-Touch models

For heavy duty small to medium sized locations choose BC160/125+IT.

For heavy duty large locations choose BC200/175+IT.

Side-Touch models

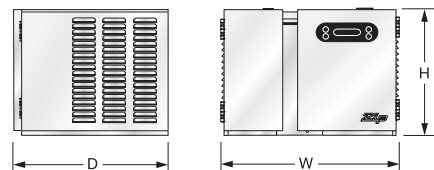
For heavy duty small to medium sized locations where additional security is needed choose BC160/125+IS.

For heavy duty large locations where additional security is needed choose BC200/175+IS.

Tap Head

Chrome Plated.

N.B. For general installation and specification details of the HydroTap range see page 12.



Product Code	Model Type	Max Boiling cups/hour	Max Chilled glasses/hour	Power Rating kW @ 230V	Dimensions W x D x H (mm)
BC200/175+IT	Boiling/Chilled with top-touch tap	200	175	2.8	500 x 465 x 395
BC160/125+IT	Boiling/Chilled with top-touch tap	160	125	2.3	440 x 430 x 337
BC200/175+IS	Boiling/Chilled with side-touch tap	200	175	2.8	500 x 465 x 395
BC160/125+IS	Boiling/Chilled with side-touch tap	160	125	2.3	440 x 430 x 337

'+' signifies models are free flow, ensuring cold filtered water continues when 'chilled glasses/hour' is exceeded during periods of high demand.

Standard cup 167ml. Standard glass 200ml.

Energy Conservation

A choice of two programmable energy saving modes –

- **Integral 24 hour 7 day timer** enables the boiling and chilled water units to switch off automatically during known periods of inactivity e.g. overnight or weekends, but return to full functionality ahead of the next expected demand.
- **Inactivity Sleep Mode** enables the boiling water unit to power down or switch off after 2 hours non-use. Powering down allows the water temperature to gradually reduce to 65°C, at which it is maintained. Upon further draw off boiling resumes.

Zip HydroTap® for the Home

Instant boiling and chilled filtered water systems for home kitchens, large and small, traditional or contemporary

Features and benefits

- No more waiting for water to boil
- No more bottled water to buy
- Easy to use
- Submicron filtration for great tasting healthy water
- Scale management filter option
- Can be sited next to sink or on optional font and drain
- Highly energy efficient
- Child safety interlock
- Tap levers can be 'locked' for filling of large vessels
- Measured dispense when levers are in upright position
- Power-pulse energy saving technology
- Sleep mode to save power
- Integral 24/7 timer
- Running costs of no more than 15p per day plus 8 cups of boiling water for 1p and 20 glasses of chilled water for 1p.

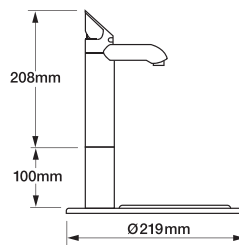
Models available

- Boiling and chilled filtered water
- Boiling and chilled split (separate units)
- Boiling and cold (ambient) filtered water
- Boiling filtered water
- Chilled filter water
- All-in-One model with boiling, chilled, hot and cold water from one tap.
- Choice of four tap and font finishes (except for All-in-One)

Warranty

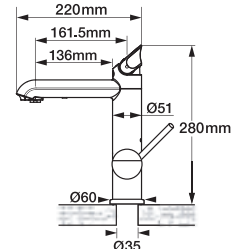
24 months on site parts and labour warranty subject to registration. These products are specifically designed for use in domestic environments. Use of them in commercial applications may invalidate the warranty.

N.B. For further details see Zip Brochure 'Treat Yourself to a New Way of Life' or visit: www.zipheaters.co.uk



HydroTap font mounted

Allow 35mm hole for tap fixing and 108mm for font (template supplied)



All-in-one sink mounted

Allow 35mm hole for fixing to surface or sink

Product Code	Model Type	Boiling Chamber (litres)	Chilled Chamber (litres)	Total Rating kW	Undersink W x D x H (mm)
DOMBC1	Boiling & Chilled	1.8	1.8	1.7	385 x 380 x 348
DOMBC2	Boiling & Chilled split	1.8	1.8	1.7	280 x 323 x 337 353 x 253 x 377
DOMBA1	Boiling & Ambient	1.8	–	1.5	280 x 323 x 337
DOMHB1	Boiling only	1.8	–	1.5	188 x 320 x 334
DOMBC1A	All-in-One	1.8	1.8	1.8	385 x 380 x 348
DOMC1	Chilled only	–	1.8	0.3	306 x 457 x 334

Zip HydroTap® Miniboil Classic & Elite **NEW**

Super compact economy models for filtered boiling and filtered cold (ambient) water for the home

Models available

- Boiling and cold (ambient) filtered water with Classic tap
- Boiling and cold (ambient) filtered water with Elite tap

Features and benefits

- No more waiting for water to boil
- Easy to use touch pads
- Submicron filtration for great tasting healthy water
- Scale management filter option
- Can be sited next to sink or on optional font and drain
- Inactivity sleep mode
- Filter change indicator
- Cool-touch tap
- Compact size makes it ideal for kitchens with limited space
- Highly energy efficient
- Safety interlock
- Power-Pulse™ technology

Filtration

Supplied with external triple action sub-micron filter. Additional anti-scale filtration option.

Warranty

12 months on site parts and labour warranty. These products are specifically designed for use in domestic environments. Use of them in commercial applications may invalidate the warranty.

N.B. For further details see Zip Brochure 'Treat Yourself to a New Way of Life' or visit: www.zipheaters.co.uk



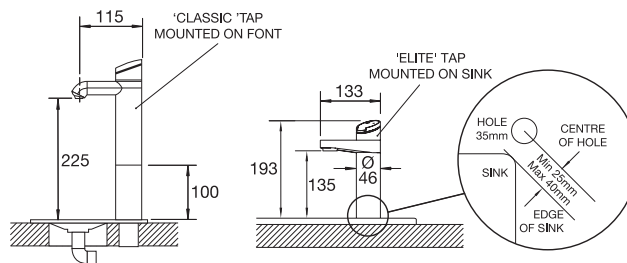
Zip Miniboil Elite



Zip Miniboil Classic



Miniboil shown font mounted.



Tap mounted on font
Allow 35mm hole for tap fixing and 108mm for font (template supplied)

Tap mounted on sink
Allow 35mm hole for tap fixing to surface or sink

Product Code	Model Type	Boiling Chamber (litres)	Total Rating kW	Undersink W x D x H (mm)
MB1BA	Boiling & Cold Classic Tap	1.8	2.0	212 x 272 x 338
MB2BA	Boiling & Cold Elite Tap	1.8	2.0	212 x 272 x 338

Zip HydroTap® Options

Finishes and practical solutions

**Finishes *NEW***

Traditional Zip HydroTap and fonts are available in standard Bright chrome and a choice of three additional finishes.

Black Chrome

Add 'B' to normal code when ordering.

**Gold Plated**

Add 'G' to normal code when ordering.

**Brushed Chrome**

Add 'S' to normal code when ordering.

**Font and Drain**

Zip HydroTap can be ordered with a matching font and drain for mounting remotely from the sink.

Order Codes:

ZT004 – Chrome

ZT104 – Brushed Chrome

ZT105 – Black Chrome

ZT106 – Gold Plated

**Over sized levers**

All HydroTap models, except for models in the All-in-One, Industrial and Miniboil ranges, can be fitted with oversize levers to assist those with restricted dexterity.

Add 'D' to normal code when ordering.

**Drainless Font**

For locations where there is no available drainage, the Zip "Drainless Font" system ensures the safe and effective collection of waste water from a HydroTap font.

Order Code:

ZT006

Zip HydroTap® Filtration

All HydroTap products feature submicron filtration

Triple Action filtration

Uses submicron filters which are the most technically advanced in the world.

- Reduces:
 - Chlorine taste and odour
 - Dirt, rust, asbestos fibres and other particulates
 - Parasitic protozoan cysts
 - Limescale formation
- Removes:
 - Micro-organisms down to 1000th of a millimetre
 - Parasites such as Cryptosporidium and Gardia

Scale Management

Recommended for use when the water hardness level is above 4 degrees Clark (60 parts per million CaCO₃).

- Triple action filtration
 - Ion exchange resin to reduce water hardness
 - Carbon block to improve taste and odour
 - High efficiency filtration to remove particulates
- Choice of four filters to suit various applications
- Can be installed horizontally if required using optional bracket



The sub-micron filter is encased for quick and easy replacement.



Triple action filtration comprising:

- Buffered Ion exchange resin to reduce water hardness by keeping pH reduction to a minimum
- Carbon block to improve bad taste and odour
- High efficiency filtration to remove particulate matter

Choice of four filters:

- **FL1100** with submicron filtration for domestic use
- **FL23000** with one micron filtration for light commercial use
- **FL3600** with one micron filtration for normal commercial use
- **FL6000 PLUS** with one micron filtration for heavy commercial use
- For initial installation each filter has a dedicated installation kit,

which includes the head, all necessary push fit components. The Order Codes are:

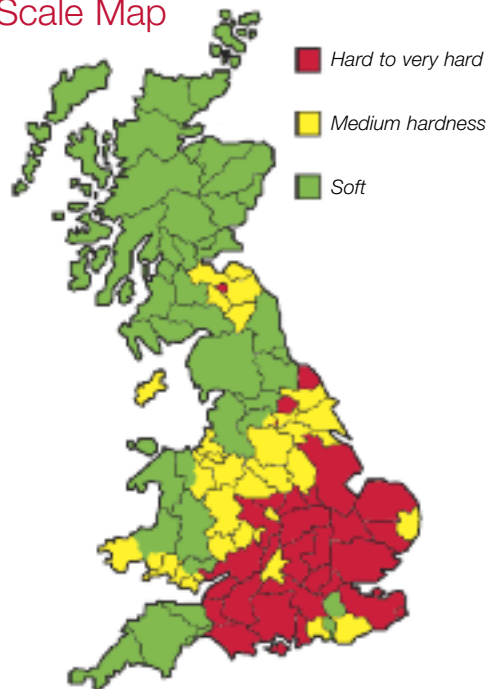
FL1100
FL2300
FL3600
FL6000 PLUS KIT



Zip Professional Range

High performance limescale filtration system for use with Zip HydroTap

UK Scale Map



*Check with local water authority for accurate data

Overview

Wall mounted instant boiling water

Zip Hydroboil Plus
Zip Hydroboil®
Zip Econoboil

Instant boiling water heaters are essential appliances for the workplace and are available in the widest range of models and capacities.

Saves time

No more time wasted waiting for water to boil—Zip delivers boiling water instantly, at the touch of a tap.

Saves energy

No energy is wasted boiling more water than needed—fingertip control gives a cup full or teapot full at a time.

Saves space

No cluttered worktops—Zip instant boiling water eliminates the need for kettles and exposed power leads.

Saves money

Costs little to run—thanks to energy-efficient design and electronic controls (Hydroboil Plus) to minimise power consumption.

Sets a new standard

Every working day in the UK over eight million cups of tea and coffee are made using Zip instant boiling water systems.

Temperature control

Zip's patented high precision temperature control systems are designed to keep the boiling water within one degree of the set temperature. This means that boiling water and only boiling water is delivered.

Ranges

Zip offers a choice of three ranges:

Hydroboil Plus

Thermostatically controlled, twin chamber technology with stainless steel boiling tank.

Premium insulation and cool touch two way tap with safety lock.

Energy saving Power-Pulse™

Sleep mode - after 2 hours of no demand or when lights turned off.

Integral 24 hour 7 day timer.

Available in sizes from 3.0 to 40.0 litres.

White or stainless steel finishes.

Hydroboil

Thermostatically controlled, twin chamber technology with stainless steel boiling tank.

Premium insulation and chrome catering style tap.

Available in sizes from 1.5 to 40.0 litres.

White or stainless steel finishes.

Econoboil


Thermostatically controlled, twin chamber technology with copper boiling tank.

Tontine insulation.

Chrome catering style tap.

Available in 3.0 & 5.0 litres.

White finish.



Zip Hydroboil Plus cuts energy consumption in 5 ways



Steam-Heat-Boost System

Steam from boiling water is recycled to pre-heat incoming cold water. A patented metering tube maintains the stored water within 1°C of set temperature.



Power-Pulse™ energy saving technology

Applies full power only during heavy usage periods cutting back to micro-pulse power during light usage or when unused — not available on 40 litre model.



Inactivity sleep mode

After 2 hours of non-use Hydroboil Plus enters sleep mode, allowing the water temperature to reduce to 65° at which it is maintained until next draw-off.



Low light sleep mode

When activated, an integral light detector activates this facility when room light is switched off and the unit enters sleep mode as above.



Integral 24 hour 7 day timer

Switches system off during known periods of inactivity, returning to full functionality ahead of next expected demand.

Zip Hydroboil Plus

Wall mounted instant boiling water

3, 5, 7.5, 10*, 15*, 25*, 40* litre

***NEW**

Heating element

Long-life incoloy sheathed embedded rod type.
Dry start protection.

Boiling chamber

Twin chamber-stainless steel.
Steam-Heat-Boost technology.
Crevice-free stainless steel with removable access ports, top and bottom.

Insulation

Compressed high temperature insulation panels on sizes below 10 litres, engineered for easy boiling chamber access. High efficiency aluminium backed mineral wool insulation on other sizes.

Thermostat

Thermistor controlled.

Case

Stainless steel or corrosion-resistant, white enamelled steel.

Temperature Settings

On installation, to suit user needs, the boiling water temperature can be adjusted from 100°C to 68°C.

Control Panel

Liquid Crystal Display shows time, day, heater operation and energy saving mode status. If used with an in-line filter, a filter change reminder can be programmed.

Tap

Unique two-way cool touch tap.

Safety features

Integral safety lock.

Approvals

WRAS, CE endorsed.

Warranty

Two-year on site parts and labour. For full details of the Zip Warranty visit:
www.zipheaters.co.uk/warranty

Installation

Install over a draining board, or work top fitted with a drip tray. Tap spout should be no higher than necessary to fill large pots. Minimum tap height above draining board for on-wall maintenance is 200mm.

Plumbing

Designed for direct connection to a potable cold water supply with a minimum pressure of 1 bar. If pressure exceeds 7 bar a pressure limiting valve must be fitted. An isolating valve should be installed between the water supply and the heater.

Concealed plumbing

Connect inlet and vent pipes from the rear via 15mm capillary elbows.

Exposed plumbing

Connect inlet and vent pipes from below directly to 15mm compression fittings.

Venting

The vent must discharge to a safe visible position using a tundish.

Electrical

To be wired to a double pole fused spur with a minimum break capacity of 13 amps. Installation must comply with current IEE regulations.

Caution

In some hard water areas where scale is an issue we recommend the fitting of the Zip InLine filter.



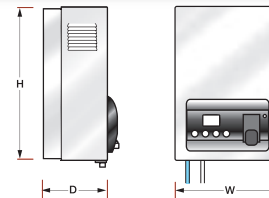
Energy Conservation

The installer can select one of two programmable energy saving modes -

- **Integral 24 hour 7 day timer** enables the unit to switch off automatically during known periods of inactivity e.g. overnight or at weekends, returning to full functionality ahead of the next expected demand.

Sleep Modes

- **Inactivity Sleep Mode.** Following a period of 2 hours non-use Hydroboil Plus automatically enters sleep mode when the unit powers down allowing the water temperature to gradually reduce to 65°C, at which it is maintained. Upon further draw off boiling resumes. and/or
- **Low light Sleep Mode.** An integral light detector automatically activates sleep mode (as above) when room lights are switched off, returning to normal operation when the next draw off occurs or the lighting is switched back on.



Zip Hydroboil Plus with cool touch tap and energy saving features

Product Code	Capacity	Delivery	Recovery	Rating	Dimensions
Case Finish	litres	cups*at any one time	cups* per hour	kW (@ 230V)	H x W x D (mm)
HP103 HP003	3.0	18	100	1.5	431 x 289 x 180
HP105 HP005	5.0	30	140	2.4	465 x 318 x 198
HP107 HP007	7.5	45	140	2.4	578 x 318 x 198
HP110 HP010	10.0	60	180	3.0	600 x 390 x 244
HP115 HP015	15.0	90	180	3.0	600 x 390 x 299
HP125 HP025	25.0	150	180	3.0	780 x 390 x 299
HP140 HP040	40.0	240	360	2 x 3.0	840 x 515 x 284

*Standard cup size 167ml

Zip Hydroboil®

Wall mounted instant boiling water

1.5, 3, 5, 7.5, 10, 15, 25, 40 litre

Heating element

Long-life incoloy sheathed embedded rod type. Dry start protection.

Boiling chamber

Twin chamber-stainless steel. Steam-Heat-Boost technology. Crevice-free stainless steel with removable access ports, top and bottom.

Insulation

Compressed high temperature insulation panels on sizes below 10 litres, engineered for easy boiling chamber access. High efficiency aluminium backed mineral wool insulation on other sizes.

Thermostat

Capillary type.

Case

Stainless steel or corrosion resistant white enamelled steel.

Tap

Two way, chrome-plated classic, catering style.

Approvals

WRAS, CE endorsed.

Warranty

Two-year on site parts and labour. For full details of the Zip Warranty visit:
www.zipheaters.co.uk/warranty

Installation

Install over a draining board, or work top fitted with a drip tray. Tap spout should be no higher than is necessary to fill large pots. Minimum tap height above draining board for on-wall maintenance is 200mm.

Plumbing

Designed for connection to a potable cold water supply with a minimum pressure of 1 bar. If pressure exceeds 7 bar a pressure limiting valve must be fitted. An isolating valve should be installed between the mains supply and the system.

Concealed plumbing

Connect inlet and vent pipes from the rear via 15mm capillary elbows.

Exposed plumbing

Connect inlet and vent pipes from below directly to 15mm compression fittings.

Venting

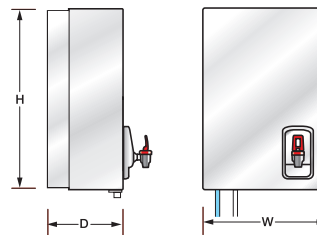
The vent must discharge to a safe and visible position using a tundish.

Electrical

To be wired to a double pole fused spur, minimum break capacity of 13 amps. Installation must comply with current IEE regulations.

Caution

In some hard water areas where scale is an issue we recommend the fitting of the Zip Inline filter.



Zip Hydroboil® with Classic tap

Product Code	Capacity	Delivery	Recovery	Rating	Dimensions
Case Finish	litres	cups* at any	cups*	kW	H x W x D
s/steel	white	one time	per hour	(@ 230V)	(mm)
– HS001	1.5	9	100	1.5	335 x 289 x 180
– HS003	3.0	18	100	1.5	431 x 289 x 198
HS105 HS005	5.0	30	140	2.4	465 x 318 x 198
HS107 HS007	7.5	45	140	2.4	578 x 318 x 198
HS110 HS010	10.0	60	180	3.0	600 x 390 x 244
HS115 HS015	15.0	90	180	3.0	600 x 390 x 299
HS125 HS025	25.0	150	180	3.0	780 x 390 x 299
HS140 HS040	40.0	240	360	2x3.0	840 x 515 x 284

*Standard cup size 167ml

Zip Econoboil®

Wall mounted instant boiling water

3 & 5 litre

Heating element

Embedded rod type.

Boiling chamber

Twin chamber in copper.
Steam-Heat-Boost technology.

Insulation

Aluminium backed Tontine.

Thermostat

Capillary type.

Case

Corrosion resistant white
enamelled steel.

Tap

Two way, chrome-plated classic,
catering style.

Approvals

WRAS, CE endorsed.

Warranty

One-year on site parts and
labour. For full details of the Zip
Warranty visit:
www.zipheaters.co.uk/warranty

Installation

Install over a draining board, or
work top fitted with a drip tray.
Tap spout should be no higher
than is necessary to fill large
pots. Minimum tap height above
draining board for on-wall
maintenance is 200mm.

Plumbing

Designed for connection to a
potable cold water supply with
a minimum pressure of 1 bar.
If pressure exceeds 7 bar a
pressure limiting valve must be
fitted. An isolating valve should
be installed between the mains
supply and the system.

Concealed plumbing

Connect inlet and vent pipes
from the rear via 15mm capillary
elbows.

Exposed plumbing

Connect inlet and vent pipes
from below directly to 15mm
compression fittings

Venting

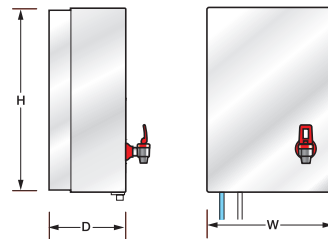
The vent must discharge to a
safe and visible position using a
tundish.

Electrical

To be wired to a double pole
fused spur, minimum break
capacity of 13 amps.
Installation must comply with
current IEE regulations.

Caution

In some hard water areas where
scale is an issue we recommend
the fitting of the Zip Inline filter.



Zip Econoboil

The low cost boiling water solution for locations where economy is of the essence

Product Code	Capacity	Delivery	Recovery	Rating	Dimensions
Case finish s/steel white	litres	cups* at any one time	cups* per hour	kW (@ 230V)	H x W x D (mm)
– HS503	3.0	18	100	1.5	431 x 289 x 180
– HS505	5.0	30	140	2.4	465 x 318 x 198

*Standard cup size 167ml

Zip Duo®

Boiling and chilled filtered water

On-wall fixing or counter-mounted on stand provided

Delivery rate

Up to 100 cups of boiling and 35 glasses of chilled water at a time.

Recovery rate

Up to 217 boiling cups/hour.
90 chilled glasses/hour.

Case

Stainless steel or corrosion-resistant, white enamelled steel.

Taps

Two way, classic style catering taps.

Filtration

Integral submicron filtration.

Control panel

For programming sleep mode, timer and water temperature.

Refrigerant

R134A.

Approvals

WRAS, CE endorsed.

Warranty

One-year on site parts and labour. For full details of the Zip Warranty Scheme visit: www.zipheaters.co.uk/warranty

Temperature Settings

On installation, to suit user needs, the boiling water temperature can be adjusted from 100° to 68°C.

Location

The unit should be positioned either on a suitable load bearing

wall capable of supporting 42kg - 5 litre, 64kg - 15 litre or on the counter mounting stand supplied. The unit must have a minimum 150mm clearance on the left, 50mm on the right and 150mm on top.

Minimum tap height, if wall mounted should be 200mm above work surface. The vent must discharge to a safe and visible place.

Plumbing

The water supply must be potable (drinkable).

If static pressure exceeds 7 bar, a pressure reducing valve must be fitted. An isolating valve should be installed between the water supply and the unit.

Electrical

To be wired to a double pole switched fused spur with a minimum break capacity of 13 amps (3.5kW 15 amp). Installation must comply with current IEE regulations.

HD215 & HD315 should be provided with their own dedicated supply.

Caution

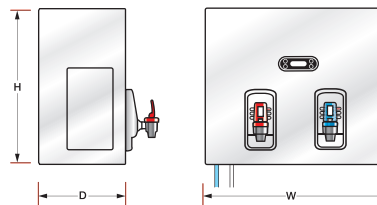
In some hard water areas where scale is an issue we recommend the fitting of the Zip Professional Range of High Performance Scale Filters (see page 33).



Energy Conservation

A choice of two programmable energy saving modes –

- **Integral 24 hour 7 day timer** to enable the boiling and chilled units to switch automatically off during known periods of inactivity e.g. overnight or weekends but return to full functionality ahead of the next expected demand.
- **Inactivity sleep mode** enables the boiling water unit to power down automatically following a period of 2 hours non-use. This allows the water temperature to gradually reduce to 65°C, at which it is maintained. Upon further draw off boiling resumes.



Zip Duo

Product Code	Delivery	Recovery	Weight	Rating	Dimensions
Case finish	at any one time	Cups Glasses	kg full	kW @	H x W x D
S/Steel White	Cups Glasses	per hr per hr		230V	(mm)
HD105 HD005	30 35	120 90	42	2.0	430 x 650 x 280
HD115 HD015	100 35	140 90	64	2.3	580 x 700 x 350
HD315 HD215	100 35	217 90	64	3.5	580 x 700 x 350

Standard cup 167ml. Standard glass 200ml.

Zip Accessories

Boiling water



Hydroboil Extra Tap Kits (tap extension pipework)

ZC100 For 10, 15 and 25 litre heaters, up to 2 taps (excludes taps)

SP90502 Tap for above



In-Line Filters

FL064 6" filter for taste and odour removal with scale reduction. For use with Hydroboil up to 7.5 litre.



FL104 10" filter for taste and odour removal with scale reduction. For use with Hydroboil 10 litre and above.




Mug Racks

ZE010 Stainless steel (for Classic Tap models only)



ZE011 Stainless steel (for Hydroboil Plus models only)

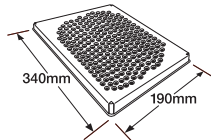


Drip Trays

ZD001 Stainless steel (with drain)

ZD002 Stainless steel (no drain)

Drip Tray Dimensions



Zip Accessories

Boiling water



Cup Dispensers

ZE001 Stainless steel

ZE002 White plastic



Counter Stands

ZE004 For HS001

ZE006 For HS003,

ZE007 For HS005, HS105, HP005, HP105

ZE008 For HS007, HS107, HP007, HP107



Tundish

ZD100 Wall mounted chromed tundish

ZD101 Sink mounted chromed tundish



Universal Mounting Bracket

When a Zip Hydroboil replaces a Heatrae Sadia, Calomax or Instanta product this bracket may be used to secure the Hydroboil using existing fixings.

ZP001 3 and 5 litre

ZP002 7.5 litre

Overview

Chilled, filtered water

Zip HydroTap

Zip Chilltap

Zip Chillmaster

Zip Chill Fountain

Zip Wall Fountain

Chilled water for the home **NEW**

Zip's mains fed chillers are designed for work place and home environments, where they provide fresh filtered drinking water.

Features and benefits

Provides drinking water at a fraction of the cost of bottled water

- No more bottled water to buy
- No more bottled water to store
- No more bottled water to handle
- No more environmental issues associated with bottled water
- No more running out of drinking water during periods of high demand such as hot weather
- Features the most technically advanced submicron filtration system for healthier, better tasting drinking water
- Reduces chlorine taste and odour
- Filters out contaminants down to 1 micron
- Reduces parasitic protozoan cysts such as Cryptosporidium and Giardia
- Reduces dirt, rust and asbestos fibres
- Inhibits the accumulation of limescale deposits



Good hydration

Water is a vital nutrient for life. Everybody wants to be healthy both at home and at work, where a healthier workforce leads to improved efficiency.

Even mild levels of dehydration adversely affect both physical and mental performance.

There is currently no agreement on how much water we should drink each day but estimates range from 1.2 to 3 litres per day.

The need for consumption at the top of these estimates would apply to those working in hot or dusty environments or where there is a need to wear protective clothing.

Access to drinking water

The law requires that employers provide an adequate supply of wholesome drinking water for all persons in the workplace. This must be readily available at suitable places. Drinking water should not be sited where contamination is likely such as toilet or washroom facilities.

In the home, saving the cost of bottled water and the advantage of freeing up space in the fridge can be a significant benefit.

More information is available from the Health and Safety Executive by visiting: www.hse.gov.uk

Source: www.water.org.uk

Zip HydroTap®

Filtered chilled water system

Features and benefits

- Provides chilled filtered water instantly
- No need for expensive and environmentally damaging bottled water
- No need to store and handle bottled water
- No fear of running out of drinking water in extreme weather conditions
- Can be sited at a sink or away from it on the optional font and drain
- Free-Flow™ facility ensuring cold filtered water continues to be available even when 'chilled glasses per hour' capacity is exceeded during periods of high demand

Choice options

For small to medium sized locations choose C125.

Chilling system

Fan-cooled condenser type.

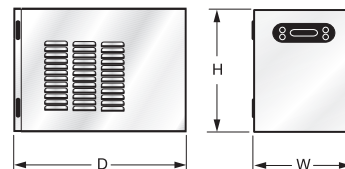
Refrigerant

R134A.

Temperature settings

The chilled water temperature is factory set to deliver water at between 5°C to 10°C.

N.B. For general installation and specification details of the HydroTap range see page 12.



Energy Conservation

Programmable operation

- **Integral 24 hour 7 day timer** enables the chilled water unit to switch off automatically during known periods of inactivity e.g. overnight or weekends, but return to full functionality ahead of the next expected demand.

Product Code	Maximum Boiling cups/hour	Maximum Chilled glasses/hour	Power Rating kW @ 230V	Dimensions W x D x H (mm)
C125+	–	125	0.2	306 x 457 x 334

Standard glass 200ml.

'+' signifies model is free-flow, ensuring cold filtered water continues when 'glasses/hr' is exceeded during periods of high demand

Zip Chilltap®

Under-sink chiller

Filtered drinking water

Features and benefits

Great tasting freshly filtered cool drinking water for fitting on a sink.

Filters out dirt, rust and other particles contaminating drinking water.

Reduces chlorine and other offensive water treatment chemicals.

Delivers up to 140 glasses per hour.

Submicron filtration.

Storage capacity

Nominal 8 glasses.

Output capacity

Up to 140 glasses per hour at 10°C.

Rating

0.3 kW @ 230V AC.

Chiller type

Fan cooled condenser with a compressor rated at up to 0.25 hp.

Refrigerant type

Non-toxic R134A.

Under-sink case

Corrosion resistant white enamelled steel.

Sink mounted tap

Chrome plated brass with lever action tap and swivel head.

Filtration

Submicron fully encapsulated externally mounted double action carbon filter.

Approvals

WRAS, CE endorsed.

Warranty

One-year on site parts and labour. For full details of the Zip Warranty Scheme visit: www.zipheaters.co.uk/warranty

Installation

The tap should be:

Positioned to the rear of a sink.

Mounted on a flat surface.

Mounted at 45 degrees to the edge of the sink so it drains into the sink when running.

The under-sink chiller must be:

Located as closely as possible to, and directly beneath the tap.

Installed with clearances of 50mm left, right and above, with 65mm to rear.

Filter should be mounted where readily accessible on the chiller or on the adjacent cupboard wall.

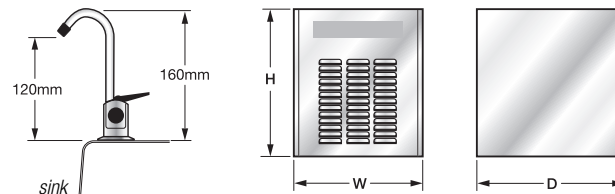
Plumbing

Water connections 15mm push-fit.

If water pressure is above 7 bar a pressure reducing valve (AQ3) should be used (*see page 82*).

Electrical

To be wired to a double pole switched fused spur with a minimum break capacity of 13 amps. Installation must comply with current IEE regulations.



Product Code

CH103

Product Type

Zip Chilltap, undersink

Dimensions
H x W x D
(mm)

385 x 355 x 290

Zip Chillmaster®

Floor standing and wall mounted chiller

Filtered drinking water

Features and benefits

Great tasting freshly filtered cool drinking water for high usage and public access areas.

Heavy duty, easy-to-clean stainless steel bowl and stainless steel case.

Filter change reminder light signals when filter cartridge replacement is due.

Filter cartridges are quick and simple to change.

Submicron filtration.

Storage capacity

Nominal 8 glasses.

Output capacity

140 glasses per hour at 10°C.

Rating

0.3 kW @ 230V.

Chiller type

Fan cooled condenser with a compressor rated at 0.25 hp.

Carafe filler

Chrome plated brass lever action tap with swivel head.

Bubbler

Optional.

Refrigerant type

R134A.

Case

Brushed finish stainless steel with front access panel.

Filtration

Submicron filtration.

Drain connection 38mm or 43mm diameter.

Approvals

WRAS, CE endorsed.

BREEAM compliance

The Zip Chillmaster is fully BREEAM compliant when fitted with ZG500 fitting kit (*see page 63*).

Warranty

One-year on site parts and labour. For full details of the Zip Warranty Scheme visit: www.zipheaters.co.uk/warranty

Installation

Water, drainage and power should all be available nearby.

The chiller should be mounted on a level surface (levelling feet are provided).

The chiller must be installed with clearances of 50 mm left, right and 65mm at rear (except on wall mounted).

The optional kit ZG500, gives BREEAM compliance by ensuring services are protected from vandalism and the chiller securely fixed to the wall and floor.

Wall mounted Chillmaster supplied with $\frac{1}{2}$ " masonry anchors for use on solid walls only.

Plumbing

Water connections 15mm push-fit.

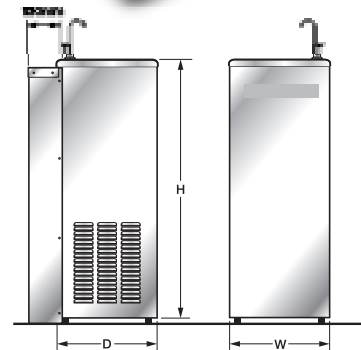
If water pressure is above 7 bar a pressure reducing valve (AQ3) should be used (*see page 82*).

Electrical

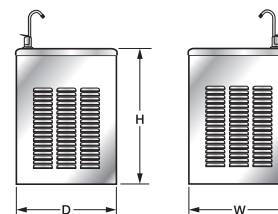
To be wired to a double pole switched fused spur with a minimum break capacity of 13 amps. Installation must comply with current IEE regulations.



Illustrated with a fitted BREEAM kit



Product Code	Product Type	Dimensions H x W x D (mm)
CH101	Zip Chillmaster, floor standing	915 x 350 x 350



CH102	Zip Chillmaster, wall mounted	530 x 350 x 350
-------	-------------------------------	-----------------

Zip Wall Fountain®

Recessed chiller

Filtered drinking water

Features and benefits

Recessed chiller ideal for providing chilled filtered water where space is at a premium.

Perfect for installing in busy corridors.

Submicron filtration.

Storage capacity

Nominal 8 glasses.

Output capacity

Rated at 140 glasses per hour at <10°C.

Rating

0.3 kW @ 230V.

Chiller type

Fan cooled condenser with a compressor rated at 0.25 hp.

Refrigerant type

R134A.

Configuration

Equipped with carafe filler and bubbler.

Case

Brushed finish stainless steel with lockable front access panel.

Filtration

Complete with submicron fully encapsulated double action carbon filter.

Approvals

WRAS, CE endorsed.

BREEAM compliance

The Zip Wall Fountain is fully BREEAM compliant when installed as per fitting instructions.

Warranty

One-year on site parts and labour. For full details of the Zip Warranty Scheme visit: www.zipheaters.co.uk/warranty

Installation

The chiller should be recessed into a wall where it is easy for users to access.

Water, drainage and power should all be available nearby.

Integral, removable drip tray can be plumbed into waste if required.

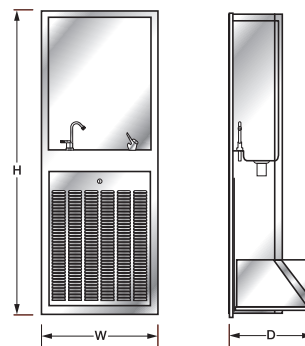
Plumbing

Water connections 15mm push-fit.

If water pressure is above 7 bar a pressure reducing valve (AQ3) should be used (*see page 82*).

Electrical

To be wired to a double pole switched fused spur with a minimum break capacity of 13 amps. Installation must comply with current IEE regulations.



Product Code

CH104

Product Type

Zip Wall Fountain, recessed

Dimensions
H x W x D
(mm)

1670 x 635 x 303

Zip Chill Fountain®

Wall mounted chiller

Filtered drinking water

Features and benefits

The perfect heavy duty solution for public areas where configurations for adults, children or wheelchair access may be necessary.

Bump action electronic controls for wheelchair usage and lockable front panels.

Heavy duty, easy-to-clean stainless steel bowls and stainless steel case.

Can be configured for adult, child or wheelchair usage.

Submicron filtration.

Storage capacity

Nominal 8 glasses.

Output capacity

Rated at 140 glasses per hour at 10°C.

Rating

0.3 kW @ 230V.

Refrigerant type

R134A.

Chiller type

Fan cooled condenser with a compressor rated at 0.25 hp.

Configuration

Can be configured for adult, child or wheelchair use or any combination of these.

Case

Brushed finish stainless steel case with lockable front access panel.

Filtration

Complete with submicron fully encapsulated double action carbon filter.

Approvals

WRAS, CE endorsed.

BREEAM compliance

The Zip Chill Fountain is fully BREEAM compliant when installed as per fitting instructions.

Warranty

One-year on site parts and labour. For full details of the Zip Warranty Scheme visit: www.zipheaters.co.uk/warranty

Installation

The chiller should be wall mounted where it is easy for users to access.

Water, drainage and power should all be available nearby.

Integral, removable drip tray can be plumbed into waste if required.

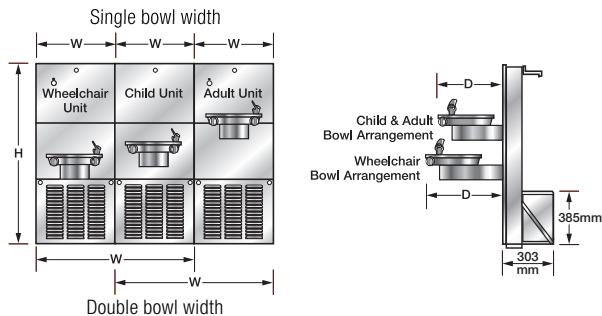
Plumbing

Water connections 15mm push-fit.

If water pressure is above 7 bar a pressure reducing valve (AQ3) should be used (see page 82).

Electrical

To be wired to a double pole switched fused spur with a minimum break capacity of 13 amps. Installation must comply with current IEE regulations.



Product Code	Product type	Dimensions H x W x D (mm)
CH105	Zip Chill Fountain (adult)	1140 x 500 x 410
CH145	Zip Chill Fountain (child)	1140 x 500 x 410
CH115	Zip Chill Fountain (wheelchair)	1140 x 500 x 490
Product Code	Product type	Dimensions H x W x D (mm)
CH155	Zip Chill Fountain (adult/adult)	1140 x 1005 x 410
CH165	Zip Chill Fountain (child/child)	1140 x 1005 x 410
CH135	Zip Chill Fountain (wheelchair/wheelchair)	1140 x 1005 x 490
CH125	Zip Chill Fountain (adult/child)	1140 x 1005 x 410
CH175	Zip Chill Fountain (adult/wheelchair)	1140 x 1005 x 490
CH185	Zip Chill Fountain (child/wheelchair)	1140 x 1005 x 490

Zip HydroTap

Chilled water for the Home

Delivery rate

Up to 18 glasses of chilled water at a time.

Rating

0.3 kW @ 230V AC.

Chilling system

Fan-cooled condenser type.

Refrigerant

R134A.

Tap head

Chrome plated, die cast tap body with push and pull levers for electronically controlled water delivery, integral LED indicators.

Disabled Option

Oversize lever taps.

Under counter unit

Houses chilled and filtration systems. Corrosion resistant white enamelled steel case, with front access door.

Control panel

Located on under counter unit to control timer and water delivery.

Filtration system

Integral triple-action, submicron, encapsulated cartridge.

Safety features

Undercounter safe tray with leak detector.

Approvals

WRAS, CE endorsed.

Warranty

One-year on site parts and labour. For full details of the Zip Warranty Scheme visit: www.zipheaters.co.uk/warranty

Installation

The tap should be positioned either on a suitable sink or on a Zip Tap Font. If installing on a sink, the tap should be mounted so that it will dispense into the sink.

The undersink unit should be located if possible directly beneath the tap and not more than 1 metre away. It must be installed with clearances of 50mm left and right and 65mm at rear.

Plumbing

The water supply must be potable (drinkable).

If static pressure exceeds 7 bar, a pressure reducing valve must be fitted. An isolating valve should be installed between the water supply and the under-bench unit.

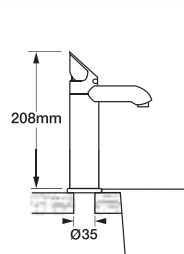
If water pressure is above 7 bar a pressure reducing valve (AQ3) should be used (see page 82).

Venting

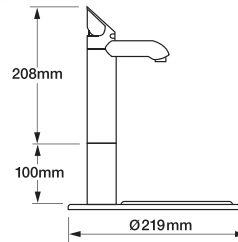
The cupboard containing the chilling unit must be amply ventilated: cupboard doors must be offset all round for ventilation, using buffers provided and the vent fitted (supplied).

Electrical

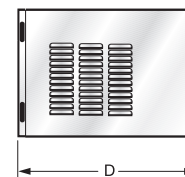
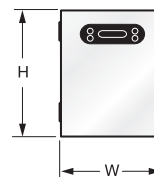
To be wired to a double pole switched fused spur with a minimum break capacity of 13 amps. Installation must comply with current IEE regulations.



Tap mounted on sink
Allow 35mm hole for tap fixing to surface or sink



Tap mounted on font
Allow 35mm hole for tap fixing and 108mm for font (template supplied)



Energy Conservation

Programmable operation

- Integral 24 hour 7 day timer** enables the chilled water unit to switch off automatically during known periods of inactivity e.g. overnight or weekends but return to full functionality ahead of the next expected demand.

Product Code	Maximum Boiling cups/hour	Maximum Chilled glasses/hour	Power Rating kW @ 230V	Dimensions W x D x H (mm)
DOMC1	–	125	0.3	305 x 455 x 340

Chilled Water For the Home

Features and benefits

- Fingertip control for filling glasses
- Hands-free filling for large jugs and bottles
- Superior sub-micron water filter
- Filter change every 12 months



Zip Chilltap Extra **NEW**

- Chilled filtered water, instantly
- Plus filtered cold (ambient) water



Zip Chilltap **NEW**

- Chilled filtered water, instantly



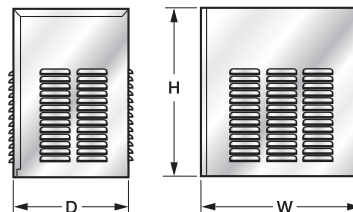
Zip Filter Tap **NEW**

- Filtered cold (ambient) water



Zip Font and Drain

- Allows sighting away from the sink
- For connection to waste



Product Code	Zip Model	Chilled Water	Cold Water	Chilled Glasses/ Hour	Total Rating kW	Under-sink Dimensions H x W x D (mm)
DOMCT1	Chilltap Extra	✓	✓	60	0.245	377 x 353 x 253
DOMCT2	Chilltap	✓	-	60	0.245	377 x 353 x 253
DOMFT1	Filter Tap	-	✓	-	-	-
ZT004	Optional font and drain for all above					

Chilled water Accessories



ZE001

Stainless steel dispenser for disposable cups



ZI001

Optional drinking bubbler



ZD003

Waste water dish for installation where drainage is not available

Chilled water Accessories

BREEAM

(BRE Environmental Assessment Method) sets the standard for best practice in sustainable design and has become the de facto measure used to describe a building's environmental performance.

The BREEAM Health and Well Being credit HEA16 (drinking water) requires chillers to be installed in compliance with industry standard.

ZG500 (*right*) enables the Zip Chillmaster to fully comply with these requirements (*see page 53*).



Zip Water Block

HE45004

Recommended to be fitted in the water supply line to all Zip chilled products (except HydroTap) to minimise the potential damage in the event of leakage.



Overview

Energy-efficient water heaters

Zip offers one of the widest and most sophisticated ranges available in the UK

Instantaneous

- No standing heat loss, only heats water as required.
- Unlimited supply of hot water - subject to conditions and demand.
- Electronic temperature control automatically compensates for fluctuations in incoming water temperature and pressure

Choose from:

ES; 3.1, 4.8 & 6.0kW (see pages 68-69)

ILX; 7.2, 9.6 & 13.5kW (see pages 72-73)

CEX; 6.6-8.8, selected at time of installation (see pages 74-75)

DEX & DBX 18, 21, 24 & 27kW (see pages 76-77)

Unvented

- Fed directly from cold water mains
- Quicker to install with no need for cold water storage cistern
- Balanced hot and cold water supplies
- High performance showering and faster filling baths
- No special taps needed

Choose from:

Aquapoint, 5 to 100 litres (see pages 80-81 & 86-87)

Varipoint, 10 to 100 litres (see pages 82-83 & 88-89)

AquaFlo, 90 to 300 litres (see pages 90-93)

Open Vented

- Easy to install
- Single point of use
- Overbasin and underbasin variants
- Overbasin includes spout and valve
- Underbasin requires vented taps

Choose from:

Tudor, 5 & 10 litres (see pages 94-95)

Contract, 5 & 10 litres (see pages 96-97)

Cistern Fed Storage

- For installations where main fed systems are not an option
- Can serve multiple outlets
- Can be installed in ceiling voids
- Reliable, 'fit and forget' solution

Choose from:

RCH, 25 to 100 litres (see pages 98-99)



Zip InLine

instantaneous water heating

The inside story



Why Zip InLine instantaneous water heating?

Zip InLine instantaneous water heaters are the most energy efficient way of directly heating water electrically.

Using the very latest German technology, Zip InLine offers a host of Specifier, Installer and End User benefits:

- Unrivalled energy efficiency – No standing heat loss
- Sophisticated electronic control
- Unlimited hot water supply
- Easy to install
- Compatible with standard tapware
- Neat compact design
- Tangible water savings

Energy efficiency

Zip InLine saves energy by:

- Heating only the water drawn off
- Avoiding stored water heat losses

When comparing the energy used over 24 hrs to deliver 75 litres of water at 38°C (assuming 12°C supply) typical savings of 23% can be achieved.

Product	Energy Usage
15 litre storage water heater	3.0kWh
Zip InLine	2.3kWh

N.B. Percentage savings may be less with increased demand but more during periods without draw off.



Bare wire technology

The Zip ES, ILX012, CEX, DEX and DBX models feature bare wire heating technology using stainless steel elements directly immersed in the water flow path. This system achieves maximum efficiency by means of direct contact with the water flow plus the fastest possible heat up times, typically less than 2 seconds.

Unlimited supply of hot water *

Zip InLine will deliver a continuous supply at the selected temperature.

Easy installation

Zip InLine products simply connect to standard closed outlet taps without the need for unvented water controls.

Smart design

The unit's compact size enables it to fit neatly and unobtrusively in any location.

Water conservation

Zip InLine is designed for installation close to the point of use, avoiding the need for water to be run off before achieving temperature.

Savings per draw off compared to centralised systems with long pipe runs are as follows:

Traditional system pipe run	Litres saved per draw off
10 metres	3.2

* Subject to sufficient power being available to achieve the required temperature and outlet flow under local conditions.

Zip Inline ES®

Electronic instantaneous water heater

Single outlet for hand washing

Features and benefits

Compact electronically controlled instantaneous water heater for hand washing.

Bare-wire for fast heat up.

Innovatively designed appliance that heats the water automatically as it flows through.

No standing heat losses.

Heating power automatically adjusted to compensate for variable inlet pressure and temperature. Supplied with 700mm of pre-wired cable.

Intended for use with taps having removable M22/M24 nozzles.

Easy to install with clip-on mounting bracket.

Operation

Heating power is switched on automatically once the minimum flow rate is exceeded.

Rating

ES3 3.1kW @ 240V.
ES4 4.8kW @ 240V.
ES6 6.0kW @ 240V.

Heating system

Bare-wire heating system for fast response.

Safety feature

Water temperature electronically controlled to maintain factory setting of 38°C.

IP rating

IP 24.

Product Selection

Instantaneous water heating is the most efficient available, however, delivered water temperature is dependent on local incoming water temperature and supply voltage. Quoted performance assumes 12°C incoming water temperature and 240V supply.

Case

Impact resistant plastic.

Approvals

WRAS, VDE, CE endorsed.

Temperature setting

Temperature and flow adjustable at time of installation.

Taps - Important

For correct operation it is essential that the special tap nozzle supplied is fitted to the tap spout.

Nozzles supplied to suit M22/24 taps should be used.

Warranty

One-year on site parts and labour. For full details of the Zip Warranty Scheme visit: www.zipheaters.co.uk/warranty

Location

The appliance must be installed in a frost free environment.

Plumbing

The appliance is intended for connection to the mains water supply. It should be installed by a suitably qualified person. The appliance may be used as an unvented or vented installation.

N.B. Not recommended for use with thermostatic mixing valves or taps.


Electrical

The appliance must be earthed and connected to the supply by means of permanent wiring through suitable isolation having a contact separation of at least 3mm in all poles. Installation must comply with current IEE regulations.



Technical Data

Maximum temperature increase @ 240V and a flow rate of:	ES3	ES4	ES6
2.0 litres/min	22°C	34°C	43°C
2.5 litres/min	18°C	27°C	34°C
3.0 litres/min	15°C	23°C	29°C
3.5 litres/min	13°C	20°C	24°C
4.0 litres/min	11°C	17°C	21°C
Switch on flow rate (litres/min)	1.2	1.5	1.5
Switch off flow rate (litres/min)	1.0	1.3	1.3



Product Code	Product	Rating kW @ 240V	*38°C Max Flow Rate ltrs/min	Dimensions H x W x D (mm)
Instantaneous				
ES3	Zip Inline	3.1	1.7	132 x 187 x 80
ES4	Zip Inline	4.8	2.6	132 x 187 x 80
ES6	Zip Inline	6.0	3.3	132 x 187 x 80

*Maximum flow rate based upon incoming water temperature of 12°C.

Zip InLine ES®

Instantaneous hand wash packs – complete with heater, tap & fittings

These new packs provide the installer with the ES heater, compatible tap and a comprehensive plumbing kit including flexible hoses and fittings to ensure quick and easy system installation.

The packs are offered in a choice of 3 power ratings with non-concussive or mixer tap.

Non-concussive (NC) pack:

- ES instantaneous water heater
- Non-concussive single outlet tap
- 50cm flexible hose for connection to heater
- 50cm flexible hose for connection to tap

(Isolating valve NOT supplied)



Matching cold tap

Mixer Tap (MT) pack:

- ES instantaneous water heater
- Single lever mixer tap complete with braided hoses
- 50cm braided hose for connection to heater
- Flow rate adjuster for cold supply
- Non-return valve for hot supply to tap
- Tee piece connector

(Isolating valve NOT supplied)



Approvals


WRAS, VDE, CE endorsed

Product Code	Tap Type	Rating kW @ 240V	*38°C Max Flow Rate ltrs/min
ES3/NC	Non-concussive	3.1	1.7
ES4/NC	Non-concussive	4.8	2.6
ES6/NC	Non-concussive	6.0	3.3
ES3/MT	Single lever mixer	3.1	1.7
ES4/MT	Single lever mixer	4.8	2.6
ES6/MT	Single lever mixer	6.0	3.3
ZL018	Matching non-concussive cold tap		

NC Pack (non-concussive tap)



MT Pack (mixer tap)



Zip InLine® ILX

Electronic instantaneous water heater

Single outlet

Features and benefits

Provides instant hot water without need for storage.

Gives a constant supply of hot water at the set temperature.

Single Phase and Three Phase options.

Operation

Heating power is switched on automatically once the minimum flow rate is exceeded.

'Heater on' indication.

Ratings

ILX 006 7.2kW @ 240V.
ILX 009 9.6kW @ 240V.
ILX 012 13.5kW @ 400V.

Heating system

Tubular element (7.2 & 9.6kW).
Bare-wire system (13.5kW).

Safety feature

Automatic power reduction to avoid excessive temperatures with visual indication.

Filter

Integral. Easy to clean, combined fine filter and strainer with flow rate adjustment valve.

IP rating

IP 25. May be used in zone 1.

Flow rate

If heating power is insufficient to achieve the selected flow rate a visual indication encourages users to readjust.

Approvals

WRAS, CE endorsed.

Warranty

One-year on site parts and labour. For full details of the Zip Warranty Scheme visit: www.zipheaters.co.uk/warranty

Temperature setting

Easily adjustable for required temperature and electronically controlled.

Location

The appliance must be installed in a frost free environment.

To avoid distribution losses, the distance between the heater and the outlet should be as short as possible (less than 2m).

For optimum flow characteristics use with Zip tap characteristcs use with Zip tap nozzle or hand sets.

Plumbing

½" BSP connections.

Minimum flow requirements: 2 litres/min.

Should be installed by a suitably qualified person.

N.B. Not recommended for use with thermostatic mixing valves or taps.

Electrical

The appliance must be earthed and connected to the supply by means of permanent wiring through suitable isolation having a contact separation of at least 3mm in all poles. Installation must comply with current IEE regulations.

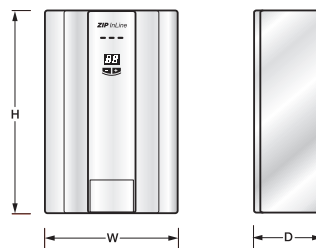
The cross sectional area of the connection cable must be in accordance with the power rating of the appliance.

ILX012 requires three phase electrical supply.



Technical Data

Maximum temperature increase @ 240V and a flow rate of:	ILX006	ILX009	ILX012
3.0 litres/min	34°C	46°C	55°C
4.0 litres/min	26°C	34°C	48°C
5.0 litres/min	21°C	27°C	38°C
6.0 litres/min	17°C	23°C	32°C
Factory set flow rate (litres/min)	3.5	4.5	5.0
Switch on flow rate (litres/min)	2.0	2.0	2.0
Switch off flow rate (litres/min)	1.8	1.8	1.8



Product Code	Product	Rating kW	*45°C Max Flow Rate ltrs/min	*38°C Max Flow Rate ltrs/min	Dimensions H x W x D (mm)
instantaneous					
ILX006	Zip InLine	7.2 @ 240V	3.0	4.0	330 x 210 x 110
ILX009	Zip InLine	9.6 @ 240V	4.0	5.2	330 x 210 x 110
ILX012	Zip InLine	13.5 @ 400V	5.7	7.4	330 x 210 x 110

*Maximum flow rate based upon incoming water temperature of 12°C.

Zip InLine® CEX **NEW**

Over and Undersink Electronic Instantaneous Water Heaters for Single or Multiple Outlets

Features and benefits

- The most energy efficient way of **directly** producing hot water electrically.
- Highly efficient bare wire heating system.
- Zero standing heat loss as no stored water.
- Instant hot water.
- Provides a constant supply of hot water at exactly the temperature selected.
- Heating power adjusted electronically to compensates for variable inlet pressures and temperatures.
- Required temperature can be set using two touch sensitive keys within the range 20°C to 55°C with digital display.
- Maintains precise temperature control despite fluctuations in voltage and water pressure.
- Suitable for use with preheated water from solar systems.
- Power rating can be selected at time of installation.
- Optional wireless control (ZL016).
- **CEX-O for oversink CEX-U for undersink installation.**

Ratings

7.2kW–9.6kW. Selected at installation.

Heating System

Bare-wire system.

IP Rating

Oversink P25 Undersink IP24

Suitable for Zone 1.

Approvals

WRAS, VDE & CE endorsed.

Warranty

1 year on site parts and labour. For full details visit: www.zipheaters.co.uk/warranty

Location

The appliance must be installed in a frost free environment.

In order to minimise thermal losses the distance between the appliance and the outlet fitting should be as short as possible.

Plumbing

The appliance is intended for connection to a mains potable water supply. The specific water resistance of the supply must not fall below the minimum specified on the rating plate.

Minimum flow rate 2 litres/min.

Should be installed by a suitable qualified installer of electric instantaneous water heaters.

Electrical

The appliance must be earthed and connected to the supply by means of permanent wiring through an isolation switch having a contact separation of at least 3mm on all poles and protected by a suitably rated circuit breaker.

The cross sectional area of the connection cable must be in accordance with the poser rating of the appliance.

The installation must be in accordance with current IEE regulations.



Product Code	25°C Max Flow Rate ltrs/min	Temperature setting range (°C)	Power Rating (kW @ 240V)	Dimensions		
				H	W	D
CEX	3.8	20-55	7.2/9.6*	294	177	108

* Selected at time of installation

Zip InLine® DEX & DBX **NEW**

Electronic Instantaneous Water Heaters for Single or Multiple Outlets

Features and benefits

All models

- The most energy efficient way of directly heating water electrically.
- Highly efficient bare wire heating system.
- Zero standing heat loss as no stored water.
- Instant hot water.
- Provides a constant supply of hot water at exactly the temperature selected.
- Heating power adjusted electronically to compensate for variable inlet pressures and temperatures.
- Maintains precise temperature control despite fluctuations in voltage and water pressure.
- Optional remote control temperature selection (using ZL017)

DBX:

Outlet temperature set to 50°C adjustable inside the appliance from 30°C to 60°C.

DEX:

- If required, two temperature settings can be set using the touch sensitive keys within the range 20°C to 60°C with digital display.
- Suitable for use with preheated water from solar systems.
- Power rating can be selected at time of installation.

Ratings

DEX 18-27kW (adjustable)
DBX 18kW, 21kW, 24kW & 27kW.

Heating System

Bare-wire system.

IP Rating

IP 25 – Suitable for Zone 1.

Approvals

WRAS, VDE & CE endorsed.

Warranty

1 year on site parts and labour.
For full details visit:
www.zipheaters.co.uk/warranty

Location

The appliance must be installed in a frost free environment.

In order to minimise distribution losses the distance between the appliance and the outlet fitting should be as short as possible (less than 2m).

Plumbing

The appliance is intended for connection to a mains potable water supply. The specific water resistance of the supply must not fall below the minimum specified on the rating plate.

Minimum flow requirements:
2 litres/min.

Should be installed by a suitably qualified person.

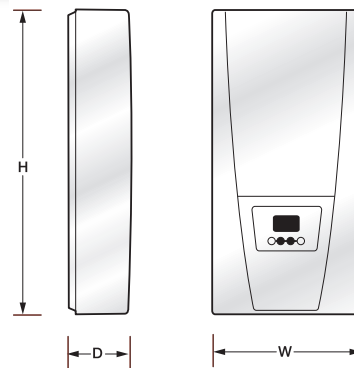
N.B. Not recommended for use with thermostatic mixing valves or taps.

Electrical

The appliance must be earthed and connected to the supply by means of permanent wiring through an isolation switch having a contact separation of at least 3mm on all poles and protected by a suitably rated circuit breaker.

The cross sectional area of the connection cable must be in accordance with the power rating of the appliance.

The installation must be in accordance with current IEE regulations.



Product Code	Power Rating (kW @ 3/PE 380-415V)	Max@ Δt=28k	Max@ Δt=38k	Max Flow Rate (ltrs/min)	Dimensions H x W x D (mm)
DEX	18	9.2 ⁽²⁾	6.8	8.0 ⁽³⁾	380 x 210 x 110
	21	10.7 ⁽²⁾	7.9	8.0 ⁽³⁾	380 x 210 x 110
	24	12.3 ⁽²⁾	9.0 ⁽²⁾	8.0 ⁽³⁾	380 x 210 x 110
	27 ⁽¹⁾	13.8 ⁽²⁾	10.2 ⁽²⁾	8.0 ⁽³⁾	380 x 210 x 110
DBX 18	18	9.2 ⁽²⁾	6.8	7.0 ⁽³⁾	380 x 210 x 110
DBX 21	21	10.7 ⁽²⁾	7.9	8.0 ⁽³⁾	380 x 210 x 110
DBX 24	24	12.3 ⁽²⁾	9.0 ⁽²⁾	8.0 ⁽³⁾	380 x 210 x 110
DBX 27	27 ⁽¹⁾	13.8 ⁽²⁾	10.2 ⁽²⁾	9.0 ⁽³⁾	380 x 210 x 110
ZL017	Optional remote control for DEX				

(1) Maximum 400V for DEX and DBX at 27kW.

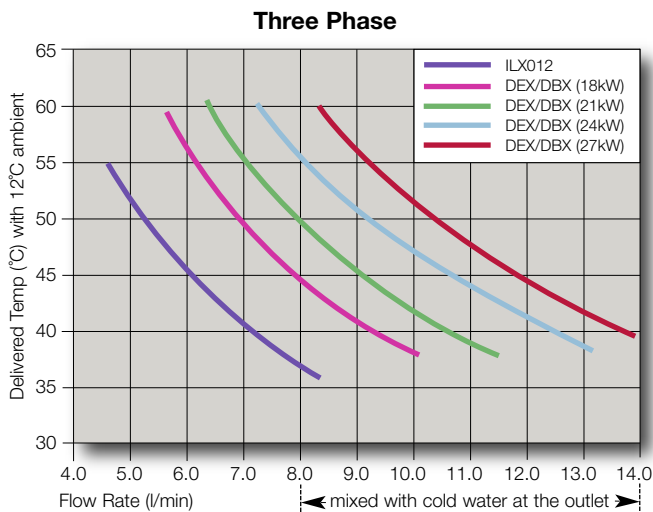
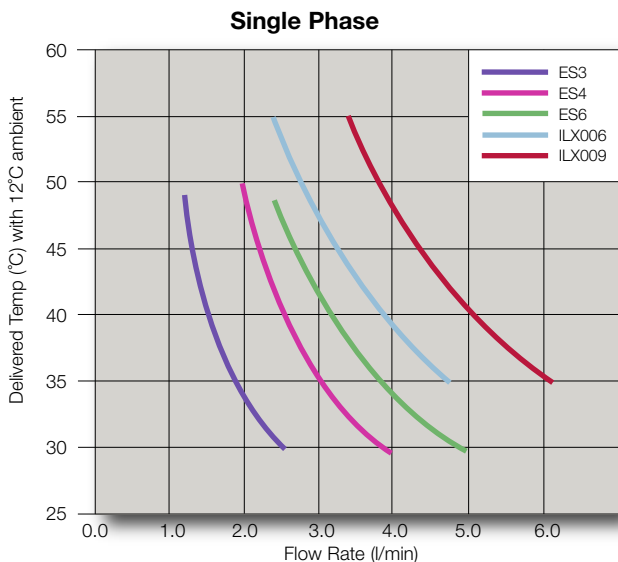
(2) Mixed with cold water at the outlet.

(3) Flow rate limited to achieve optimum temperature rise.

Zip InLine

instantaneous water heating

Instantaneous flow and temperature rise chart



Zip InLine

Accessories

Optimum performance

For the best results from the Zip InLine products the following tap spray nozzles, handsets and remote control should be used.



Tap spray nozzle

Code	Type	Flow rates from
ZL002	22mm female thread	2.0 litres/min
ZL003	24mm male thread	2.0 litres/min



Tap aerator nozzle

Code	Type	Flow rates from
ZL008	15mm insert	3.5 litres/min
ZL004	22mm female thread	3.5 litres/min
ZL005	24mm male thread	3.5 litres/min



Shower hand set

Code	Type	Flow rates from
ZL006	Fixed pattern	4.0 litres/min



Shower hand set

Code	Type	Flow rates from
ZL007	4 mode adjustable	4.0 litres/min

Touch-free taps for use with Zip InLine

Standard reach basin/sink tap

- TF003—Mains powered
- TF004—Battery powered



Long reach basin/sink tap

- TF001—Mains powered
- TF002—Battery powered

Zip Aquapoint III®

Unvented water heater

Single or multiple outlets
5, 10, 15 litre
Undersink and Oversink

Features and benefits

Glass lined steel inner container tested to 12 bar.

Sacrificial anode for protection against corrosion.

Element 'ON' neon indicator.

External temperature control with frost protection.

Oversink and Undersink versions available. 5, 10 & 15 litre.

Capacities

5 litre, 10 litre, 15 litre.

Rating

2.0 kW @ 230V.

Heating element

Embedded rod type.

Thermostat

Capillary type adjustable from 7°C to 75°C.

Water tank

1.8 mm glass enamelled steel tested to 12 bar.

Case

High impact resistant white plastic.

Insulation

High density, CFC-free polyurethane foam.

IP rating

24.

Approvals

WRAS, CE endorsed.

Warranty

One-year on site parts and labour. For full details of the Zip Warranty Scheme visit: www.zipheaters.co.uk/warranty

Safety features

Manually resettable over temperature safety cutout.

Expansion relief valve (supplied) set at 6 bar.

Sacrificial anode for added protection for element and tank in aggressive water conditions, requiring regular inspection and replacement when necessary.

Installation

Separate models available for oversink and undersink installation.

All models can be wall mounted.

Undersink units can be installed unsupported on the floor if required.

All models can supply one outlet or multiple outlets, subject to capacity, without the need for special taps.

Plumbing

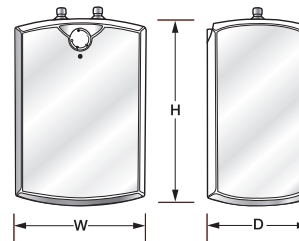
Water connections ½" BSP
 Expansion relief valve (supplied) set at 6 bar. Should be installed only by a suitably experienced installer of unvented electric storage water heaters.

Oversink and undersink models not interchangeable.

Electrical

To be wired to a double pole switched fused spur with a minimum break capacity of 13 amps. Installation must comply with current IEE regulations.

Supplied with 1 metre of pre-wired cable.



Product Code	Product	Capacity litres	Thermal Loss kWh/day	Dimensions H x W x D (mm)
Oversink				
AP3/05/OB	Zip Aquapoint III	5	0.35	376 x 256 x 260
AP3/10/OB	Zip Aquapoint III	10	0.48	480 x 350 x 265
AP3/15/OB	Zip Aquapoint III	15	0.62	480 x 350 x 310
Undersink				
AP3/05	Zip Aquapoint III	5	0.35	376 x 256 x 260
AP3/10	Zip Aquapoint III	10	0.48	480 x 350 x 265
AP3/15	Zip Aquapoint III	15	0.62	480 x 350 x 310

Zip Varipoint II®

Unvented water heater

Single or multiple outlets
10, 15 litre
Undersink & oversink

Features and benefits

Heavy gauge copper inner container tested to 16 bar.

Five year warranty on inner container, two years on controls.

Does not require an anode or regular inspection.

Supplied with temperature and pressure relief valve.

Oversink and undersink versions available.
 10 litre or 15 litre.

External temperature control with frost protection setting.

Element 'ON' neon indicator.

Supplied complete with wall mounting bracket.

Capacities

10 litre, 15 litre.

Rating

2.2 kW @ 230V.

Heating element

Embedded rod type.

Thermostat

Capillary type adjustable up to 75°C.

Water tank

Heavy gauge copper, pressure tested to 16 bar.

Case

High impact resistant white plastic.

Insulation

High density, CFC-free polyurethane foam.

IP rating

24.

Approvals

WRAS, CE endorsed.

Warranty

Five year on site parts and labour warranty on inner container, two years on controls. For full details of the Zip Warranty Scheme visit: www.zipheaters.co.uk/warranty

Safety features

Manually resettable over temperature safety cut-out.

Pressure and temperature relief valve supplied.

Expansion relief valve supplied, set at 6 bar.

Frost protection setting.

Installation

Separate models available for oversink and undersink installation.

All models can supply one or more outlets.

No special taps required.

Undersink is floor standing or wall hung on bracket (supplied).

Oversink is wall hung, on bracket (supplied).

Plumbing

Water connections ½" BSP.

Pressure and temperature relief valve (supplied) should be fitted to heater.

Pressure relief valve (supplied) to be fitted in cold water supply.

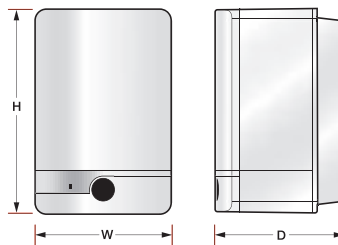
Should be installed only by a suitably experienced installer of unvented electric storage water heaters.

Oversink and undersink models not interchangeable.

Electrical

To be wired to a double pole switched fused spur with a minimum break capacity of 13 amps. Installation must comply with current IEE regulations.

Supplied with 1 metre of pre-wired cable.



Product Code	Product	Capacity litres	Thermal Loss kWh/day	Dimensions H x W x D (mm)
Oversink				
VP103	Zip Varipoint II	10	0.36	452 x 300 x 285
VP153	Zip Varipoint II	15	0.50	452 x 300 x 285
Undersink				
VP103UB	Zip Varipoint II	10	0.41	452 x 300 x 285
VP153UB	Zip Varipoint II	15	0.58	452 x 300 x 285

Zip Accessories

Unvented water heating

5, 10 & 15 litre capacity



AQ2

Expansion vessel and check valve (3.5 bar)



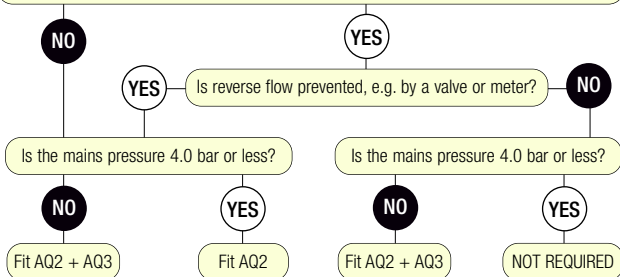
AQ3

Combined pressure reducer (set at 3.5 bar) and line strainer

Varipoint & Aquapoint

Unvented Accessory Selection

Will the pipework accommodate expanded water without hot water entering any supply pipe connected to a cold water draw-off? (See diagram A opposite and note minimum pipe lengths). If expansion in the cold water main is restricted, e.g. by a valve or meter, an expansion vessel and other relevant accessories **MUST** be fitted.



Additional Accessories



AQ1

Pressure and temperature relief valve (7 bar/90°C).

Provides additional levels of safety when fitted to water heater as shown in Diagram D.

Note: Varipoint supplied complete with AQ1.

Order AQ1 separately for use with Aquapoint.

AQ1



AQ4

AQ4 TMV2

Thermostatic blending valve complete with 2 check valves. (Set temp range 30° to 65°C).

AQ4S TMV3

NHS Approved Thermostatic Blending Valve complete with 2 check valves. (Set temp range 30° to 50°C).

These blending valves provide over temperature protection and are also ideal for extending system capacity.

Zip Accessories

Unvented water heating

5, 10 & 15 litre capacity

Diagram A

Inlet pressure less than 4 bar and expanded hot water can be accommodated in the pipe work.

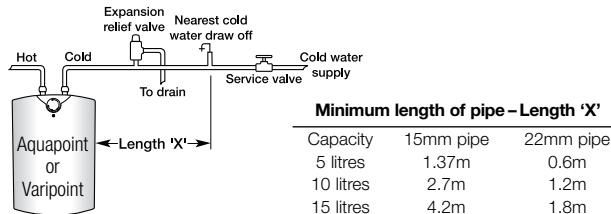


Diagram B

Inlet pressure less than 4 bar but expanded hot water cannot be accommodated in the pipe work. (Install AQ2 expansion vessel and check valve).

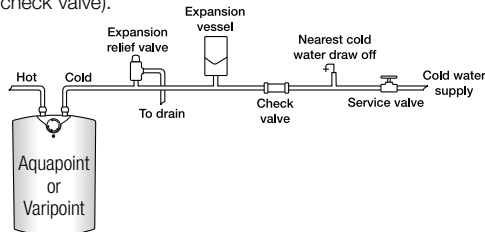


Diagram C

Inlet pressure greater than 4 bar. (Install AQ2 expansion vessel and check valve with AQ3 pressure reducer).

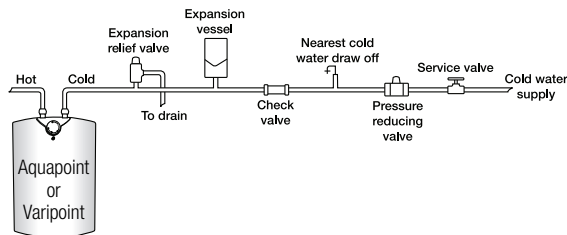
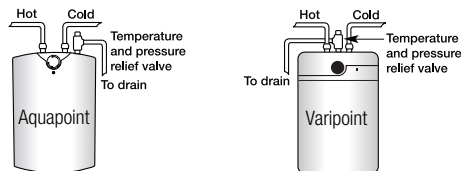


Diagram D

Temperature and pressure relief valve AQ1.



Zip Aquapoint III®

Unvented water heater

Multiple outlet 30, 50, 80 & 100 litre

Features and benefits

Glass lined steel inner container tested to 13 bar.

Sacrificial anode for protection against corrosion.

Element 'ON' neon indicator.

External temperature control with frost protection.

High performance foam insulation.

Factory fitted P&T valve.

Element replacement can be carried out without draining.

Accessories (supplied)

Pressure reducing valve and line strainer set to 3.5 bar.

Expansion relief and single check valve set to 6 bar.

Pressure and temperature relief valve set to 7 bar and 90°C.

External expansion vessel pre-charged to 3.5 bar.

Tundish and wall brackets.

Capacities

30 litre, 50 litre, 80 litre, 100 litre.

Rating

3.0 kW @ 230V.

Heating element

Dry pocketed tubular.

Thermostat

Capillary type adjustable 20°C to 75°C.

Inner container

1.8mm glass enamelled steel tested to 13 bar.

Case

Corrosion resistant white enamelled steel.

Insulation

High density, CFC-free polyurethane foam.

Warranty

One-year on site parts and labour. For full details of the Zip Warranty Scheme visit: www.zipheaters.co.uk/warranty

Approvals

WRAS, CE endorsed.

Safety features

Manually resettable safety cutout.

Heater protected against freezing while power switched on.

Factory fitted pressure and temperature relief valve designed to operate at 7 bar and 90°C.

Expansion relief valve set to operate at 6 bar.

Installation

Wall mounted. Ensure wall is strong enough to support water heater when full.

Must be installed by a qualified installer in accordance with Local Regulations. England and Wales – Building Regulations G3. Scotland – Technical Standards P3. N. Ireland – Building Regulations P5.

Plumbing

Water connections ½" BSP.

Minimum recommended water pressure 1 bar.

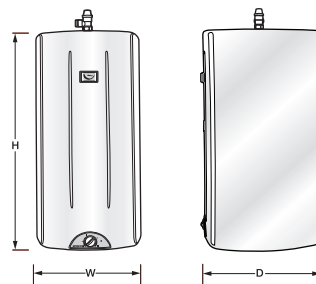
Unit supplied with full installation kit comprising: expansion vessel, pressure reducing valve, balanced take off valve, expansion relief valve (6 bar), line strainer, tundish and wall brackets.

Factory fitted P&T and expansion relief valves require plumbing to waste in accordance with water authority bylaws.

Sacrificial anode for added protection for element and inner container in aggressive water conditions – requires regular inspection and replacement when necessary.

Electrical

To be wired to a double pole switched fused spur with a minimum break capacity of 13 amps. Installation must comply with current IEE regulations. Element can be changed without draining down.



Product Code	Product	Capacity litres	Weight full (Kg)	Thermal Loss kWh/day	Dimensions H x W x D (mm)
AP3/30	Zip Aquapoint III	30	49	0.65	525 x 420 x 445
AP3/50	Zip Aquapoint III	50	74	0.68	690 x 420 x 445
AP3/80	Zip Aquapoint III	80	108	0.94	950 x 420 x 445
AP3/100	Zip Aquapoint III	100	131	1.1	1125 x 420 x 445

Zip Varipoint III®

Unvented water heater

Multiple outlets 30, 50, 80, 100 litre

Features and benefits

Heavy gauge copper inner container, tested to 12 bar.

Five year warranty on inner container, two years on controls.

Does not require an anode or regular inspection.

Supplied with factory fitted P&T valve and full installation fitting kit.

External temperature control.

Element 'ON' neon indicator.

High performance foam insulation.

Accessories (supplied)

Pressure reducing valve set to 3.5 bar and line strainer.

Pressure relief valve set to 6 bar and single check valve.

Pressure and temperature relief valve set to 7 bar and 90°C.

External expansion vessel pre-charged to 3.5 bar.

Tundish and wall brackets.

Tee piece and drain valve.

Expansion vessel capacity

VP303/VP505 = 5 litre

VP803/VP953 = 8 litre

Capacities

30 litre, 50 litre, 80 litre, 100 litre.

Rating

2.7 kW @ 230V.

Heating element

Replaceable embedded rod type.

Thermostat

Capillary type adjustable 37°C to 75°C.

Inner container

Heavy gauge copper tested to 12 bar.

Case

Corrosion resistant white enamelled steel.

Insulation

High density, CFC-free polyurethane foam.

Approvals

WRAS, CE endorsed.

Warranty

Five-year on site parts and labour warranty on inner container, two years on controls. For full details of the Zip Warranty Scheme visit: www.zipheaters.co.uk/warranty

Safety features

Manually resettable safety cutout.

Heater protected against freezing while power switched on.

Factory fitted pressure and temperature relief valve designed to operate at 7 bar and 90°C.

Expansion relief valve set to operate at 6 bar.

Installation

Wall mounted. Ensure wall and fixings are strong enough to support water heater when full.

Must be installed by a qualified installer in accordance with Local Regulations. England and Wales – Building Regulations G3. Scotland – Technical Standards P3. N. Ireland – Building Regulations P5.

Plumbing

Water connections ½" BSP.

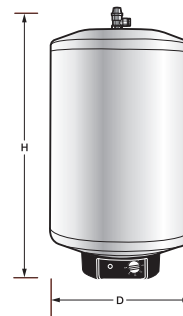
Minimum recommended water pressure 1 bar.

Unit supplied with full installation kit comprising: expansion vessel, pressure reducing valve, balanced take off valve, expansion relief valve (6 bar), line strainer, tundish and wall brackets.

P&T and expansion relief valves require plumbing to waste in accordance with water authority bylaws.

Electrical

To be wired to a double pole switched fused spur with a minimum break capacity of 13 amps. Installation must comply with current IEE regulations.



Product Code	Product	Capacity litres	Weight full (kg)	Thermal Loss kWh/day	Dimensions H x Dia (mm)
VP303	Zip Varipoint III	30	50	0.732	620 x 430
VP503	Zip Varipoint III	50	70	0.912	808 x 430
VP803	Zip Varipoint III	80	107	1.032	946 x 485
VP953	Zip Varipoint III	100	133	1.207	1091 x 485

Zip AquaFlo II®

Unvented water heater

**Unvented stainless-steel cylinders
90 to 300 litre capacity**

Features and benefits

Wide range of capacities from 90 litres up to 300 litres

High grade Duplex Stainless Steel Unvented Cylinder for long life

Incoloy immersion elements provide excellent corrosion resistance

Compact coil-in-coil heat exchangers provide fast heat up and recovery

Multi-element options for faster heat up

High performance insulation ensures minimum heat loss

External expansion for optimum reliability, more usable space and ease of maintenance

No sacrificial anode. Avoids the need for regular inspection

22mm compression connections for ease of installation

Cylinders tested to 15 bar

25 year transferable cylinder warranty

2 year warranty on all other components

Fully approved to UK Water Regulations and Buildings Regulations Part G3 and Part L

Construction

- Direct, indirect and solar compatible unvented water heaters
- Corrosion resistant Duplex Stainless Steel cylinder
- High performance, low profile coil-in-coil heat exchanger
- High performance CFC free injected polyurethane foam insulation
- White plastic coated steel case resistant to scuffs and damage
- External expansion for reliability and ease of maintenance
- Cylinder pressure tested to 15 bar

Installation

For installation by a qualified installer in accordance with all national and local Building Regulations.

Intended for floor standing only – refer to Technical Data for weight when full.

Nominal Capacity

Direct and Indirect units:
90, 120, 150, 180, 210, 250 and 300 litres.

Solar Twin Coil and Solar Direct units: 150, 180, 210, 250 and 300 litres.

Immersion Elements

Incoloy construction 1¼" thread. Length 14" Loading 3kW @ 240V.

Heat Exchanger

22mm low profile, high efficiency stainless steel coil-in-coil.



Controls

Thermostat – adjustable up to 65°C.

Over temperature safety cut-out – Re-settable. Operates at 85°C.

Expansion relief valve – 6 bar.

Temperature and pressure relief valve – 90°C and 7 bar.

Tundish.

Two way valve with indirect models.

Pressure reducing valve – 3 bar.

Expansion vessel – Pre-charged to 3 bar.

Plumbing

For connection to 22mm mains potable water supply.

Minimum water supply 1.5 bar, 20 l/min.

Maximum water supply pressure 12 bar.

Electrical

To be wired to a suitably rated double pole fused spur.

Installation must comply with current IEE regulations.

Approvals

KIWA approved to UK Water Regulations.

KIWA approved to UK Building Regulations Part G3 and Part L.

Immersion element/thermostat BEAB approved and CE endorsed.

Warranty

25 years on cylinder transferable (conditions apply).

2 years on all other components.

Zip AquaFlo II®

Unvented water heater

Unvented stainless-steel cylinders
90 to 300 litre capacity

AquaFlo Direct

Product Code	Nominal Capacity (L)	Height (mm) x 545 Dia	Weight Empty (kg)	Weight when Full (kg)	Vol within 10°C of set temp (L)	Heat up 3kW (mins)	Heat up 6kW (mins)	Heat up 9kW (mins)	Boost re-heat (mins)	Low level immersion elements	High level immersion elements	Standing Loss (kWh/day)
AF3090	90	727	21	111	73	76.0	-	-	-	1	0	1.07
AF3120	120	915	26	146	102	103.0	-	-	58.0	1	1	1.23
AF3150	150	1102	33	183	133	134.0	-	-	72.0	1	1	1.41
AF3180	180	1290	38	218	163	164.0	-	-	82.0	1	1	1.53
AF3210	210	1478	41	251	194	203.0	-	-	96.0	1	1	1.80
AF3250	250	1728	46	296	236	248.0	-	-	117.0	1	1	2.15
AF3300	300	2041	55	355	288	323.0	-	-	145.0	1	1	2.28
AF3150*	150	1102	33	183	133	134.0	73	57	72.0#	3 or 2	0 or 1	1.41
AF3180*	180	1290	38	218	163	164.0	88	67	82.0#	3 or 2	0 or 1	1.53
AF3210*	210	1478	41	251	194	203.0	108	80	96.0#	3 or 2	0 or 1	1.80
AF3250*	250	1728	46	296	236	248.0	130	95	117.0#	3 or 2	0 or 1	2.15
AF3300*	300	2041	55	355	288	323.0	168	120	145.0#	3 or 2	0 or 1	2.28

* Supplied with 3 elements and 4 bosses - 3 at low level and 1 at high level.

Additional elements are available for installation in the 4th boss. # If using high level element

AquaFlo Indirect

Product Code	Nominal Capacity (L)	Height (mm) x 545 Dia	Weight Empty (kg)	Weight when Full (kg)	Vol within 10°C of set temp (L)	Indirect Heat Exchanger (kW)	Recovery Indirect (mins)	Boost re-heat (mins)	Low level immersion elements	High level immersion elements	Standing Loss (kWh/day)
AF4090	90	727	23	111	74	16.46	12.0	-	1	0	1.07
AF4120	120	915	30	148	105	16.46	16.0	-	1	0	1.23
AF4150	150	1102	38	186	132	18.55	17.2	-	1	0	1.41
AF4180	180	1290	42	220	160	18.55	20.4	-	1	0	1.53
AF4210	210	1478	45	253	188	18.55	22.0	-	1	0	1.80
AF4250	250	1728	51	299	232	22.00	25.0	117.0	1	1	2.15
AF4300	300	2041	60	357	285	22.00	34.0	145.0	1	1	2.28

AquaFlo Solar Compatible

Product Code	Nominal Capacity (L)	Height (mm) x 545 Dia	Weight Empty (kg)	Weight when Full (kg)	Vol within 10°C of set temp (L)	Indirect Heat Exchanger (kW)	Solar Heat Exchanger	Dedicated Solar Capacity	Recovery solar (mins)	Boost re-heat (mins)	Low level immersion elements	High level immersion elements	Standing Loss (kWh/day)
Solar Twin Coil													
AF5150	150	1102	40	187	132	18.55	16.46	77	25.0*	12.0#	0	1	1.41
AF5180	180	1290	45	222	160	18.55	18.55	95	26.3*	14.8#	0	1	1.53
AF5210	210	1478	48	255	188	22	18.55	101	31.2*	15.5#	0	1	1.80
AF5250	250	1728	53	300	232	22	22.00	107	33.0*	20.0#	0	1	2.15
AF5300	300	2041	63	359	285	22	22.00	121	41.0*	25.0#	0	1	2.28
Solar Direct													
AF6150	150	1102	38	186	102	-	16.46	80	25.0*	72.0	1	1	1.41
AF6180	180	1290	42	220	123	-	18.55	100	26.3*	82.0	1	1	1.53
AF6210	210	1478	45	253	143	-	18.55	116	31.2*	96.0	1	1	1.80
AF6250	250	1728	51	299	175	-	22.00	137	33.0*	117.0	1	1	2.15
AF6300	300	2041	60	358	210	-	22.00	160	41.0*	145.0	1	1	2.28

Actual performance when installed will vary considerably dependant on the rate of solar or other renewable input, number of panels etc.

* Re-heat times based on BS12897 parameters with an 80°C primary flow at 15 l/min.

Using Indirect heat exchanger

Customer Service 0845 602 4533

Zip Service/Technical Support 0800 077 9302

For latest prices and delivery to your door visit MyTub Ltd - www.mytub.co.uk - info@mytub.co.uk 0844 556 1818

Zip Tudor®

Over-sink or under-sink water heater

Open outlet for single point of use
5, 10 litre

Features and benefits

Open outlet heater, for single point of use.

Externally adjustable temperature control with frost protection.

Manually re-settable cutout.

Oversink models supplied complete with spout and valve.

Undersink models for connection to Zip open-outlet tapware only - (see page 94).

Supplied with 1 metre of pre-wired cable.

CFC-free insulation.

Impact resistant, easy clean, white plastic casing.

Neon power-on indicator light.

Choice of 5 and 10 litre capacity.

Supplied complete with wall plugs and screws.

Capacities

5 litre, 10 litre.

Rating

1.8 kW @ 230V.

Heating element

Embedded rod type.

Thermostat

Capillary type, adjustable 35°C to 80°C.

Inner container

Polypropylene tested to 1.5 bar.

Case

Impact resistant plastic.

Insulation

Moulded CFC-free polystyrene.

Approvals

WRAS, CE endorsed.

Warranty

One-year on site parts and labour. For full details of the Zip Warranty Scheme visit: www.zipheaters.co.uk/warranty

Operation

Externally adjustable temperature control.

Neon light indicates when the heating element is 'ON'.

Safety features

Open-outlet non-pressurised system.

Heater protected against freezing while power switched on.

Manually re-settable over-temperature safety cut-out.

Installation

Supplies hot water to a single outlet using spout or Zip vented taps. No need for expansion vessel or pressure relief valve.

Screws and wall fixings provided.

Plumbing

Can be connected to a rising main or to a cistern with a minimum working head of 5 metres.

Over-sink models are supplied with a 300mm open outlet spout and control valve.

Undersink models must only be connected to Zip open-outlet taps, (see page 94).

Over-sink and under-sink models are NOT interchangeable.

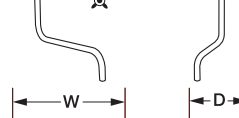
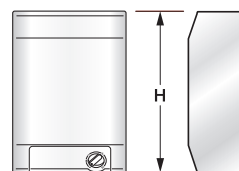
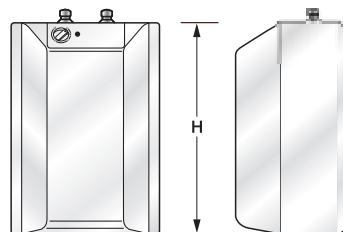
Electrical

To be wired to a double pole switched fused spur with a minimum break capacity of 13 amps. Installation must comply with current IEE regulations.

Supplied with 1 metre of pre-wired cable.



10 litre model



5 litre model

Product Code	Product	Capacity litres	Thermal Loss kWh/day	Dimensions
				H x W x D (mm)
Over-sink				
P4/52	Zip Tudor	5	0.32	390 x 255 x 215
P4/102	Zip Tudor	10	0.40	440 x 310 x 265
Undersink				
P4/52UB	Zip Tudor	5	0.32	390 x 255 x 215
P4/102UB	Zip Tudor	10	0.40	440 x 310 x 265

For compatible taps see page 94

Zip Contract®

Over-sink water heater

Open outlet for single point of use
5, 10 litre

Features and benefits

Open outlet oversink water heater for single point of use.

External temperature control with frost protection.

Over temperature safety thermal fuse (C2/50 and C2/100).

Remotely resettable over temperature protection (C3/50).

Supplied with inlet control valve and swivel outlet spout.

Impact resistant, easy clean, white plastic casing.

CFC-free insulation.

Choice of 5 or 10 litre capacity.

Capacities

5 litre, 10 litre.

Rating

1.8 kW @ 230V.

Heating element

Embedded rod type.

Thermostat

Capillary type adjustable
35°C – 80°C.

Inner container

Polypropylene tested to 1.5 bar.

Case

Impact resistant white plastic.

Insulation

Moulded, CFC-free,
Polystyrene foam.

Approvals

WRAS, CE endorsed.

Warranty

One-year on site parts and labour. For full details of the Zip Warranty Scheme visit:
www.zipheaters.co.uk/warranty

Safety features

Safety cut out in the event of a thermostat failure.

Heater protected against freezing while power switched on.

Installation

All models should be wall mounted.

Screws and wall fixings provided.

Plumbing

Can be connected to a rising main or to a cistern with a minimum working head of 5 metres.

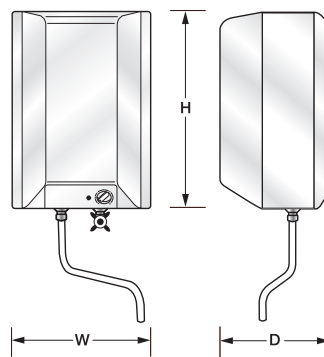
Supplied with a 300mm open outlet spout and water control valve.

Electrical

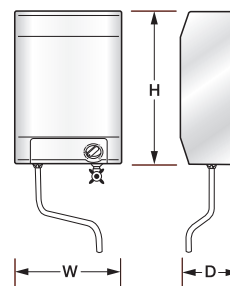
To be wired to a double pole switched fused spur with a minimum break capacity of 13 amps. Installation must comply with current IEE regulations. Supplied with 1 metre of cable.



10 litre model

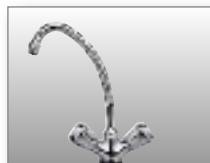


5 litre model



Zip Accessories

Vented Point of Use



*UB1 Monobloc mixer



TS1 Telescopic spout 300-600mm

*For use with Zip Tudor P4/52UB and P4/102UB

Product Code	Product	Capacity litres	Thermal Loss kWh/day	Dimensions H x W x D (mm)
C2/50	Zip Contract	5	0.32	390 x 255 x 215
C2/100	Zip Contract	10	0.40	440 x 310 x 265
*C3/50	Zip Contract	5	0.32	390 x 255 x 215

* Specialist product for temporary site applications with remotely resettable dry start protection. For details contact Zip Technical support.

Zip RCH®

Cistern-type water heater

Single or multiple outlet
25, 50, 75, 100 litre

Features and benefits

Patented design ensures the temperature of the water in the cistern tank is maintained within current regulatory limits.

The Zip RCH is the only UK water heater of its type that is fully WRAS approved.

Simple to install and maintain.

Trouble free operation.

Choice of 4 capacities.

Capacities

25 litre, 50 litre, 75 litre, 100 litre.

Rating

2.8 kW @ 230V
(5.6 kW option on 100 litre).

Heating element

Embedded rod.

Thermostat

Rod type, adjustable from 5°C – 65°C.

Water tank

Hot water tank and cold water feed cistern are both manufactured from copper sheet with brazed seams.

Case

Corrosion resistant, white powder coated steel.

Insulation

Fully fire-retardant foiled urethane core.

Safety features

Over temperature cut-out.

Approvals

WRAS, CE endorsed.

Warranty

One-year on site parts and labour. For full details of the Zip Warranty Scheme visit: www.zipheaters.co.uk/warranty

Installation

Should be mounted on a wall at least one metre above the highest draw-off point.

Wall and fixings should be adequate to support the weight of the heater when full.

Heater to be fixed using the integral wall mounting bracket.

Top clearance of 150mm must be allowed for access to the ball valve in the cistern tank.

Bottom clearance of 250mm must be allowed for withdrawal of the heating element.

Plumbing

Cold inlet, left or right hand connection, 1/2" BSP.

Hot outlet, from base of heater, 22mm compression fitting.

Drain connection, supplied and fitted.

Overflow, left or right hand connection, 22mm compression fitting.

Ball valve is for mains pressure operation, brass body to BS1212-2.

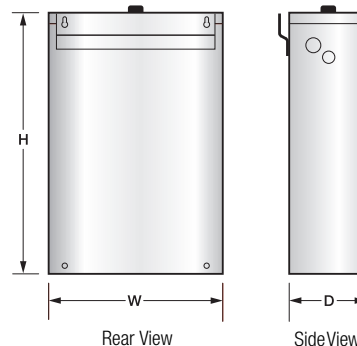
Electrical

To be wired to a double pole switched fused spur with a minimum break capacity of 13 amps.

RCH 100/6 should be provided with its own dedicated supply.

Installation must comply with current IEE regulations. Supplied with 1 metre of cable.

The cross sectional area of the connection cable must be in accordance with the power rating of the appliance.



Product Code	Product	Rating kW @ 230V	Capacity litres	Weight full (kg)	Dimensions H x W x D (mm)
RCH25	Zip RCH	3	25	53	705 x 470 x 210
RCH50	Zip RCH	3	50	106	750 x 600 x 320
RCH75	Zip RCH	3	75	136	925 x 600 x 320
RCH100	Zip RCH	3	100	164	1080 x 600 x 320
RCH100/6	Zip RCH	6	100	164	1080 x 600 x 320

Zip Hot Water

Typical applications

Application (Up to)	Suggested Zip Products	Page reference
Single hand wash	ES3, ES4, ES6	68
1 basin	AP3/05, AP3/05/OB	80
	P4/52, P4/52UB	94
	C2/50	96
	ILX006	72
	CEX	74
1 sink	AP3/30	88
	VP303	90
	ILX009	72
	CEX	74
2 basins	AP3/10, AP3/10/OB	80
	VP103, VP103UB	82
	ILX009	72
	CEX	74
3 basins	AP3/15, AP3/15/OB	80
	VP153, VP153UB	82
1 basin, 2 sinks	AP3/80 VP803	86 88
3 basins, heavy use or 2 sinks	DEX/DBX	76
1 shower	ILX012	72
	DEX/DBX	76
Bed-sit	AF3120, AF4090	90
	AP3/100	86
	VP953	88
	RCH100	98
	DEX/DBX	76
1 bath & shower (1-2 beds)	AF3150, AF4090	90
	DEX/DBX	76
1 bath & shower (3 beds)	AF3180, AF4150	90
1 bath & shower (4 beds)	AF3210, AF4180	90
2 bath & shower (5 beds)	AF3250, AF4210	90
3 bath & shower (6 beds)	AF3300, AF4250	90

N.B. This information is a guide only. For more specific installation recommendations call our technical helpdesk on **0800 077 8302**

Zip Hot Water

General Data

Useful formulae

$$\text{Time to heat stored water (mins)} = \frac{\text{Litres} \times \text{Temp Rise } (^{\circ}\text{C})}{\text{kW rating} \times 14.3}$$

$$\text{Temperature rise with an instantaneous water heater } (^{\circ}\text{C}) = \frac{14.3 \times \text{kW rating}}{\text{Litres/min flow}}$$

$$\begin{aligned} \text{Temperature} \quad \text{Degrees Celsius} &= (^{\circ}\text{F} - 32) \times \frac{5}{9} \\ \text{Degrees Fahrenheit} &= (^{\circ}\text{C} \times \frac{9}{5}) + 32 \\ \text{Degrees Kelvin} &= (^{\circ}\text{C} + 273.2) \end{aligned}$$

Conversion factors

$$\begin{aligned} \text{Pressure} \quad 1 \text{ Bar} &= 14.5 \text{ psi} \\ &= 100 \text{ kilonewtons/m}^2 = 100 \text{ kPa} \\ 1 \text{ psi} &= 7 \text{ kPa} \end{aligned}$$

Heat 1 kiloCalorie (kCal) is the amount of energy required to raise 1 kg of water through one degree Celsius

Zip Heaters (UK) Ltd reserves the right to modify the specification of its products without notice and makes every effort to maintain the accuracy of information contained in this publication.

The terms 'Zip', 'HydroTap', 'Hydroboil', 'Econoboil', 'Duo', 'Chilltap', 'Chillmaster', 'Wall Fountain', 'Chill Fountain', 'AquaPoint', 'Varipoint', 'AquaFlo', 'Inline ES', 'InLine', 'Tudor', 'Contract' and 'RCH' are all registered trademarks.

The Zip Guide Spring 2012 – © Copyright Zip Heaters (UK) Ltd

