

Mirage

The Dudley Mirage is a water-saving lever operated concealed cistern that meets the requirements of most ducted applications. It can be installed at high, medium and low levels.


The 6/7/9 litre Mirage is also supplied with a water-saving Dudley Duoflush syphon as standard that provides full and reduced flushing.

The metal cistern levers are fitted with vandal resistant stops to prevent them from being rotated backwards.

The cistern measures 505mm (w) x 285mm (h) x 146mm (d) and can be supplied with a range of lever kits for use with partitions from 12mm thick up to 495mm thick walls.

With well over one million successful installations, the Mirage has established an unrivalled reputation for reliability.

Technical details are provided on page 27.



DUDLEY
MIRAGE™
concealed cistern

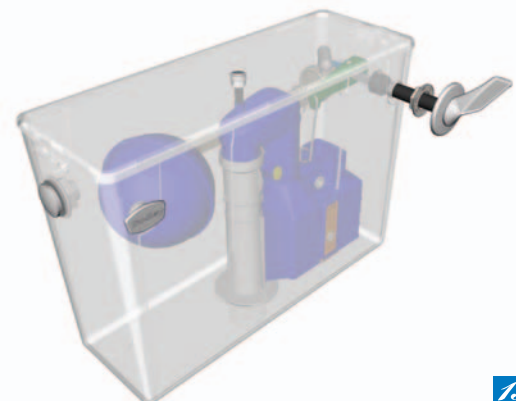

Phantom

The Dudley Phantom is also lever operated and is supplied with a water-saving Dudley Duoflush syphon as standard for full and reduced flushing.

The 6 litre Phantom has a compact body measuring 420mm (w) x 300mm (h) x 150mm (d). This makes it the ideal choice for use in confined spaces, behind partitions and walls and in other ducted applications.

The metal cistern levers are fitted with vandal resistant stops to prevent them from being rotated backwards. Like the Mirage, the Phantom can be supplied with a range of lever kits for use with 12mm thick partitions up to 495mm thick walls.

Technical details are provided on page 27.



Water Dualflush saving



| Kit | Lever spindle length | Lever bush length | Partition/wall/duct thickness |
|-----|----------------------|-------------------|-------------------------------|
| P | 115 mm | 80 mm | 12-65 mm |
| W | 225 mm | 160 mm | 12-145 mm |
| A | 325 mm | 260 mm | 12-245 mm |
| B | 430 mm | 368 mm | 22-365 mm |

Wide range of lever kits for installation into furniture, behind tiles, partitioning and walls



Ergonomic Dimple levers




Perfect for use with Dudley Illusion Universal, Compact Universal and Freestanda frames and Sentinel brackets

Mirage & Phantom

Product summary

Mirage and Phantom:

- Lever operated concealed cisterns that can be used in most concealed applications
- Mirage - 6/7/9 litre convertible, Phantom 6 litre
- Both cisterns side or bottom inlet
- Water-saving Dudley Duoflush syphon supplied as standard
- 2-part water-saving Turbo 88 syphon which can be serviced in under five minutes also available
- Wide range of lever kits enable installation behind partitions and walls up to 365mm thick



Uses

The Dudley Mirage and Phantom concealed cisterns have been developed to meet the needs of most ducted installations. The Mirage can be installed at high, medium or low level and the Phantom at low level.

Special features

Saving water

Both cisterns are supplied with a water-saving Dudley Duoflush syphon. This provides full and reduced flushing and incorporates the technology that proved the most effective WC water saver in South West Water's 'Water Efficiency Trial'.

A 2-part Turbo 88 Duoflush syphon which can be serviced in under five minutes is available as an optional extra.

Lever kits

A range of vandal resistant lever kits can be supplied to fit partition and wall thicknesses from 12mm-365mm. Levers are fitted with stops to prevent them being rotated backwards.

Installation options

The Mirage and Phantom can be installed with confidence

in the traditional manner in conjunction with back-to-wall WC pans.

In addition, both cisterns are ideal for use with wall-hung WC pan supports including Dudley Illusion Universal, Compact Universal and Freestanda frames and Sentinel brackets.



Mirage and Phantom Concealed Cisterns Applications Chart

| Application | Mirage and Phantom |
|--|---|
| Back-to-wall WC pan | |
| Behind tiles with a removable/hinged vanity top (Top access) | Lever Kit 'P' |
| Behind partitioning/panelling (Rear access) | Lever Kit 'P' Lever Kit 'A' or 'B' for cisterns fitted to rear wall of ducts |
| Behind brick or block wall (Top access) | Lever Kit 'W' |
| Into bathroom furniture (Top access) | Lever Kit 'P' |
| Wall-hung WC pans | |
| All of the above plus: Dudley Illusion Universal frame, Dudley Illusion Compact Universal frame, Dudley Illusion Freestanda frame, Dudley Sentinel brackets | |