

**LIQUID PRESSURE TRANSMITTERS**  
**0-10 VDC / 4-20mA**

EWT..

These units can be used to measure static or positive pressure changes of water, air, oil, refrigerants, steam or other non-combustible fluids and give a 0-10vdc / 4-20mA output signal linear across the pressure range. Suitable for heating, air conditioning and building management systems.



EWT..

**EWT..** Load : 0-10 vdc >10kΩ  
Max consumption <5mA Accuracy <0.5%

**EWT..DMA** Load : ≤ (Supply - 11v) ÷ 0.02A = Ω  
Max consumption <20mA Accuracy <0.5%

Media contact materials : ceramic & stainless steel.  
Max. ambient 80°C - Form the pressure line into a U shape/syphon for media temperatures up to \*300°C.

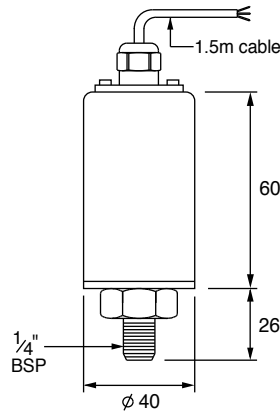
Rupture pressure: 3 x measuring range.

Enclosure Flammability = Metal

Type	Range Bar	Max Press. Bar	Supply ± 10%	Output Signal	Max Media Temp °C	Element	Pressure Connections	Enclosure
<b>EWT-006</b>	0/0.6	2	24VAC/DC	0-10 vdc	-20/+80*	Ceramic	1/4"BSP Male	IP65
<b>EWT-01.6</b>	0/1.6	4	24VAC/DC	0-10 vdc	-20/+80*	Ceramic	1/4"BSP Male	IP65
<b>EWT-02.5</b>	0/2.5	5	24VAC/DC	0-10 vdc	-20/+80*	Ceramic	1/4"BSP Male	IP65
<b>EWT-4</b>	0/4	8	24VAC/DC	0-10 vdc	-20/+80*	Ceramic	1/4"BSP Male	IP65
<b>EWT-6</b>	0/6	12	24VAC/DC	0-10 vdc	-20/+80*	Ceramic	1/4"BSP Male	IP65
<b>EWT-10</b>	0/10	20	24VAC/DC	0-10 vdc	-20/+80*	Ceramic	1/4"BSP Male	IP65
<b>EWT-16</b>	0/16	32	24VAC/DC	0-10 vdc	-20/+80*	Ceramic	1/4"BSP Male	IP65
<b>EWT-25</b>	0/25	50	24VAC/DC	0-10 vdc	-20/+80*	Ceramic	1/4"BSP Male	IP65
<b>EWT-40</b>	0/40	80	24VAC/DC	0-10 vdc	-20/+80*	Ceramic	1/4"BSP Male	IP65
<b>EWT-01.6/DMA</b>	0/1.6	4	24VDC	4-20 mA loop	-20/+80*	Ceramic	1/4"BSP Male	IP65
<b>EWT-02.5/DMA</b>	0/2.5	5	24VDC	4-20 mA loop	-20/+80*	Ceramic	1/4"BSP Male	IP65
<b>EWT-4/DMA</b>	0/4	8	24VDC	4-20 mA loop	-20/+80*	Ceramic	1/4"BSP Male	IP65
<b>EWT-6/DMA</b>	0/6	12	24VDC	4-20 mA loop	-20/+80*	Ceramic	1/4"BSP Male	IP65
<b>EWT-10/DMA</b>	0/10	20	24VDC	4-20 mA loop	-20/+80*	Ceramic	1/4"BSP Male	IP65
<b>EWT-16/DMA</b>	0/16	32	24VDC	4-20 mA loop	-20/+80*	Ceramic	1/4"BSP Male	IP65
<b>EWT-25/DMA</b>	0/25	50	24VDC	4-20 mA loop	-20/+80*	Ceramic	1/4"BSP Male	IP65

**DIMENSIONS:**

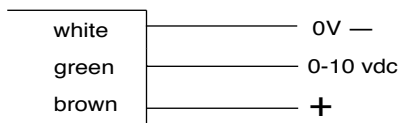
EWT..



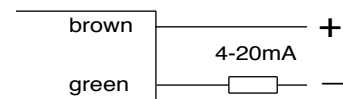
Mounting at any angle is possible.

**WIRING:**

EWT..



EWT../DMA



Min sensor / control signal cable size 7/0.2mm Max length 100m. The screen should be earthed at controller end only.  
Keep sensor/control signal wires away from power cables/units which may cause interference. Screened cable is recommended.