

Replacement Doors for Recessed Electric Meter Boxes

✓ Manufactured in glass reinforced plastic ✓ Supplied with latch fitted ✓ Supplied with hinges fitted

M00034
IS00111
For the current standard recessed box

Pin hinges
380mm wide
545mm high

M00041
IS0052
Brown version




M06006
IS0063
Right-hand hung equivalent of the M00034

Pin hinges
380mm wide
545mm high



M35076
IS0017
For the Slimline recessed box

Pin hinges
250mm wide
780mm high




M00037
IS0012
For the large Permal / Mitras recessed box

Pin hinges
365mm wide
557mm high




M00040
IS0019
For the medium Permal recessed box

Pin hinges
427mm wide
622mm high



M00039
IS0010
For the small Permal recessed box

Pin hinges
365mm wide
557mm high




M10008
IS0013
For the medium Manweb recessed box

Butt hinges
427mm wide
626mm high



M40014
IS0018
For the shallow recessed box

Butt hinges
365mm wide
555mm high



PIN HINGES



Push the steel fixed pin into the hole in the meter box



With the fixed pin fitted into box, position the sprung pin over the other hole in the box



Push the sprung part of the brass pin in and hold, move the pin over the hole



Release the brass pin allowing the sprung part of the pin to slot into the hole

BUTT HINGES

