

NEW

RESIDENTIAL VENTILATION SOLUTIONS

LOOVENT eco

5
YEAR
Warranty



The next generation...



En-Suite / Bathroom



Utility



Kitchen



LOOVENT eco

The next generation...

Key Features



- Powerful 2 Speed Centrifugal Fan - up to 31 l/sec
- Compact Design - smallest footprint in its class
- Ideal for New Build & Refurbishment in toilets, bathrooms, en-suites, utility rooms and kitchens (adjacent to hob)
- Surface or recessed mounted, portrait or landscape orientation
- Simple replacement of existing Loovent - same mounting and spigot position
- Economical to operate – from 2.8 watts
- Intermittent and Continuous Ventilation options
- Timer, Humidity Timer and Motion Sensor Timer versions
- SELV versions available
- SAP Appendix Q approved dMEV versions

From an excellent pedigree of fans for over 30 years comes the next generation of fan – LOOVENT eco. A powerful, discreetly styled fan in a modular design for ease of installation and maintenance to ensure effective ventilation with minimal noise level and energy efficiency in mind.

It is exceptionally quiet with various “on-demand” control options that only activate the fan when needed - timer, humidity timer and motion sensor with timer. The low energy motor helps reduce carbon emissions and saves on energy bills.

The LOOVENT eco is truly versatile in that it can be surface or recess mounted into the wall or ceiling and fitted in either the portrait or landscape position.



The LOOVENT eco range of fans are our newest introduction into the ecoair family of products that Airflow are proud to offer our customers to achieve the most cost effective ventilation available in the market today.

Features and Benefits

- Very quiet running fan – from 25.2 dB(A)
- Low SFP – complies with latest Building Regulations
- IPx5 – Install in Zone 1 or 2
- Optional 2 minute delay start function on Intermittent versions - ideal for those quick visits
- Adjustable run on timer between 2 and 45 minutes
- Pull Cord to boost / override
- Auto shut off sensor for added safety
- Backdraught flap accessory supplied in the box (excluding dMEV version)
- Longer Life ball bearing motor for more reliable operation
- Wipe clean cover keeps the fan looking like new
- Ideal for ducted installations – maintains 15l/sec over 6m of flexible ducting incl 2 x 90° bends (meets requirements of Domestic Ventilation Compliance Guide)
- Modular design makes first and second fix quick and easy
- 12V DC motor with on board transformer / power supply
- Universal input voltage - use internationally

LOOVENT eco fans are ideal for refurbishment projects and the new build market. The new LOOVENT eco has the smallest footprint in its class and uses the same housing size and spigot position as its predecessor, making it quick and easy to replace old Loovents.



LOOVENT eco

The next generation...

Intermittent Ventilation

The LOOVENT eco range offers quiet powerful performance particularly where ducting is required in the installation. Intermittent fans are ideal for “on-demand” ventilation at a normal flow rate of 17 l/sec with the facility to boost to 31 l/sec when required for removing damp moist air, odours and airborne pollutants from toilets, en-suites, bathrooms and utility rooms. The LOOVENT eco is also suitable for use in the kitchen if installed adjacent to the hob. Extraction levels exceed the requirements of the latest Building Regulations, Approved Document F.

LOOVENT eco Timer - Two speed fan (low and boost).

Fan is activated by a light / door switch – Optional 2 minute delay start. Run on timer is adjustable between 2 and 45 minutes. Boost speed / override are activated by the pull cord or remote switch – the pre-set run-on timer period will apply.



LOOVENT eco Humidity / Timer - Two speed fan (low and boost).

Fan is activated by a light / door switch – Optional 2 minute delay start. Run on timer is adjustable between 2 and 45 minutes. Boost speed is activated by an integral humidity sensor (which can be adjusted between 40% and 90%RH). When humidity falls back below the set point, the preset run-on timer period will apply. Override function can be activated by the pull cord at any time.



LOOVENT eco Motion Sensor / Timer - Two speed fan (low and boost).

Fan is activated by the integral passive infra-red motion sensor – Optional 2 minute delay start. Run on timer is adjustable between 2 and 45 minutes. Boost speed / override are activated by the pull cord – the pre-set run-on timer period will apply.



*SELV (Safety Extra Low Voltage) models are available with Timer and Humidity / Timer functionality for customers who prefer a remotely mounted transformer / power supply.

Continuous Ventilation (dMEV)

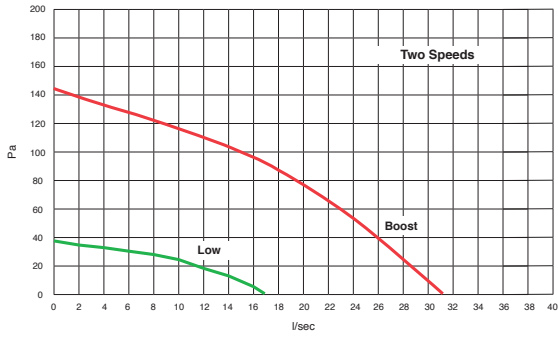
dMEV is fast becoming the ideal solution for maintaining the perfect air quality in the domestic home. dMEV systems are designed to be installed in all wet rooms in the home – toilet, en-suite, bathroom, utility and kitchen, providing continuous ventilation at trickle speeds which meet the minimum required extract rates as per the latest Building Regulations Part F for sanitary accommodation (6 l/sec), bathroom / utility (8 l/sec) and kitchen (13 l/sec). The LOOVENT eco dMEV version is SAP Appendix Q eligible making it ideal for the new build market.

LOOVENT eco dMEV - Two speed continuous running fan (trickle and boost). The trickle rate should be selected on installation depending on application – 7 l/sec for toilets, 9 l/sec for bathrooms / en-suites / utility rooms and 16 l/sec for kitchens. Boost speed is activated by the pull cord or a remote switch (light / door switch). Boost speeds are 15, 15 and 31 l/sec respectively. The pre-set run-on timer period will apply and revert back to the trickle speed after this time.

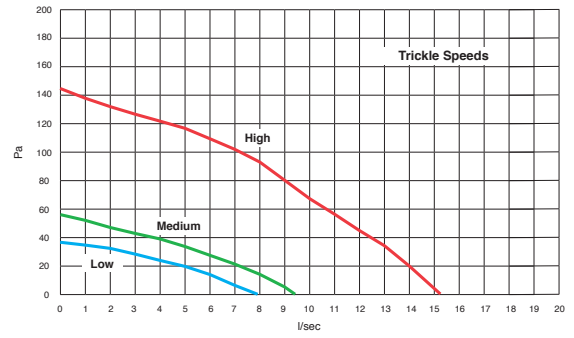


*A Humidity / Timer version of the dMEV model is also available

Intermittent Flow



Continuous Flow



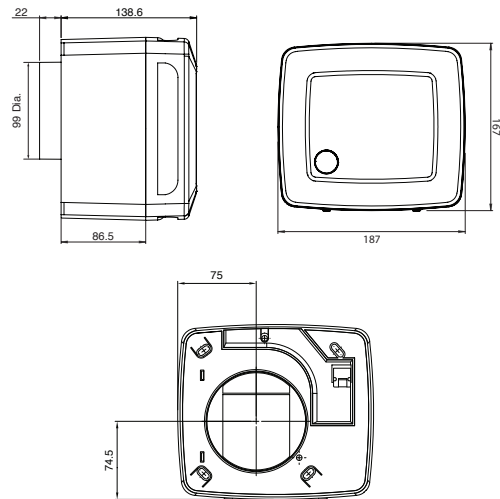
Tested to ISO 5801: 2007 - For Performance
and BS EN 13141-4: 2004 - For Acoustic Data

SAP Appendix Q Performance*

Unit configuration	Location	Flow rate	Specific fan power (W/l/s)
 In room	Kitchen	13,3 l/sec	0.18
	Wet room	7 or 9,3 l/sec	0.31
 Through wall	Kitchen	16,9 l/sec	0.19
	Wet room	10,0 l/sec	0.33

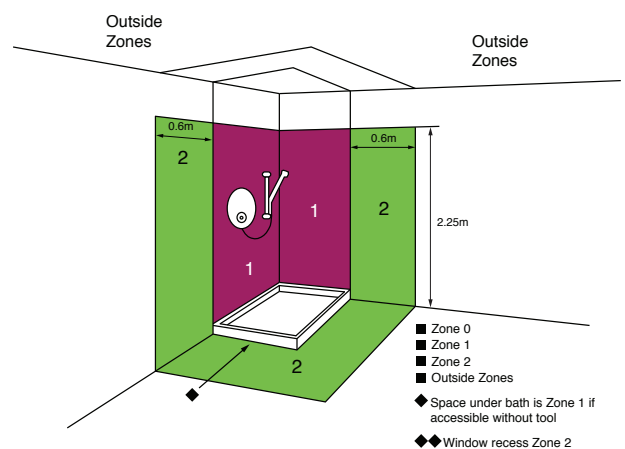
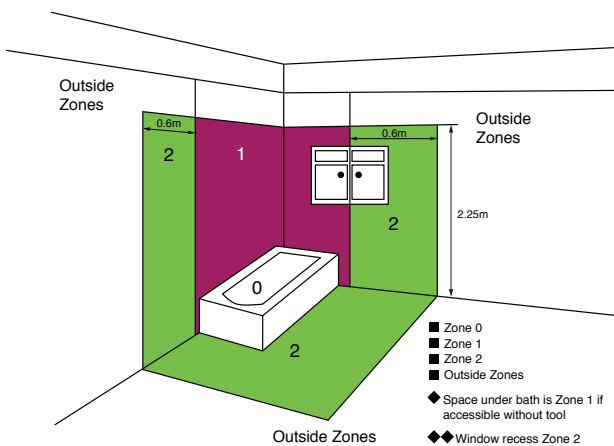
* Information extracted for the LOOVENT eco SAP Appendix Q
Decentralised MEV test results 28-07-2012
(www.sap-appendixq.org.uk)

Dimensions



IPx5

LOOVENT eco is IPx5 rated, which means it can be fitted anywhere in zones 1 or 2 of your bathroom*.



* When wired with an RCD (Residual Current Device)

LOOVENT eco

The next generation...

A Fan for Every Application

New Build

LOOVENT eco gives the Specifier of ventilation for new dwellings the opportunity to select low energy efficient intermittent extraction in toilets, en-suites, bathrooms, utility rooms and kitchens in compliance with the latest Building Regulations. For better sealed houses and those Specifiers implementing a decentralised, whole house ventilation strategy the continuous ventilation dMEV model is the ideal choice.



Repair and Refurbishment

From simple DIY to planned upgrade and refurbishment the LOOVENT eco provides proven performance with outstanding reliability and functionality. Built on the pedigree of over 2 million Loovents sold since its introduction in 1969, the next generation LOOVENT eco even has the same mounting points and offset spigot position of its predecessor making it quick and simple to replace.



Social Housing

It is not only low energy, but incorporates quiet operation and good value that concerns Social Housing Specifiers. With the move away from ad hoc repairs to longer term planned maintenance programme the Asset Manager has his eye on long life components that require minimal ongoing maintenance, LOOVENT eco with ball bearing motor technology provides the assurance of many years of trouble free operation that can be relied upon for inclusion in their MRS planning.



Green Deal

The LOOVENT eco dMEV version will be the perfect solution for the "Green Deal" which is the latest Government initiative and ideal if you have added additional insulation to your home. This fan will combat any problems with condensation and mould and remove any odours that may occur.




Portrait



Landscape



Wall Mounting



Ceiling Mounting

* All images show a recessed fan installation. The fan can also be surface mounted if desired.

Why People Should Choose a LOOVENT eco Fan



Proven Design and Technology

Based on proven centrifugal fan technology and a unique design, our engineers have designed a brand new state of the art product that will be a quick and easy replacement for the millions of Loovents already installed in the market place.

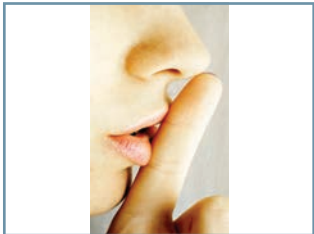
Economical to Operate

LOOVENT eco fans have various control options that only activate the fan when needed. Running the fan continuously on the lowest trickle speed of 7 l/sec draws incredibly low wattage. Based on a standard electricity cost of 12.6p per unit, the cost to run the LOOVENT eco continuously will be less than 1p per day, this is equivalent to what it costs to run a 20 watt energy saving light bulb.



Very Quiet Running Fan

For a centrifugal fan of this performance the LOOVENT eco is very quiet. In Continuous mode a sound level of 25.2 dB (A) has been achieved on the trickle speeds – you will not notice the fan is running.



Ideal for Ducted Installations

For applications that require ducting the LOOVENT eco still maintains a performance level of 15 l/sec over 6m of flexible ducting including 2 x 90° bends - this meets the requirements of the Domestic Ventilation Compliance Guide.

Versatile Positioning

Due to the modular design, the fan can be positioned in the landscape or portrait position. The fan is suitable for surface / recessed mounting into a wall / ceiling – a truly versatile fan.



Reliability

As we have used longer life ball bearing motors, reliability is better and together with our 5 Year Warranty you can be assured of hassle free ventilation for years to come.

Environmental and Quality Accreditations

As an ISO 14001 accredited company we make every effort to respect the environment and do our utmost to ensure compliance with environmental legislation. Our ISO9001 accreditation is a global acknowledgement of our ability to meet our customers' quality expectations. It also ensures our high standards and processes are maintained, benefiting our clients and reinforcing our position as a leading ventilation company. LOOVENT eco fans are made from 100% recycled materials.



Certification and Approvals

LOOVENT ECO achieves the EC declaration of conformity allowing us to display the CE mark on the product. Our dMEV product has also been approved as a SAP Appendix Q eligible product in the decentralised MEV category.



Technical Specification

Specification	LOOVENT eco T	LOOVENT eco HT	LOOVENT eco MST	LOOVENT eco dMEV		
Air flow m ³ /hr (low / boost)	62/110	62/110	62/110			
Air flow l/sec (low / boost)	17/31	17/31	17/31			
Air flow m ³ /hr (trickle / boost)				25/55	33/55	59/110
Air flow l/sec (trickle / boost)				7/15	9/15	16/31
Fan type	Centrifugal	Centrifugal	Centrifugal	Centrifugal		
Controls	Timer	Humidity Timer	Motion Sensor Timer	Timer / Humidity Timer		
Sound Pressure dB(A)@3m	29/47	29/47	29/47	25.2/ 46	25.2/ 46	28/46
Power Watts	3.6 / 12	3.6 / 12	3.6 / 12	2.8 / 8.9	3.0 / 8.9	2.8 / 12
Amps	3	3	3	3		
Specific Fan Power	0.21/0.40	0.21/0.40	0.21/0.40	0.40/0.59	0.32/0.59	0.17/0.40
2010 Building Regulations ADF	Yes	Yes	Yes	Yes		
Duct Diameter (mm)	100	100	100	100		
Voltage	100/240V-50/60Hz	100/240V-50/60Hz	100/240V-50/60Hz	100/240V-50/60Hz		
Rating	IPx5	IPx5	IPx5	IPx5		
Weight (Kg)	1.0	1.0	1.0	1.0		
Dimensions (H x W x D)mm	167 x 187 x 138	167 x 187 x 138	167 x 187 x 138	167 x 187 x 138		
Product Codes	72684305	72684306	72684307	72684308 (Timer)		
	72684309 (SELV)	72684310 (SELV)	N/A	72684311 (Humidity Timer)		

OPTIONAL ACCESSORIES



Flexible Ducting Kit

72643601 - Terracotta Grille
72643602 - White Grille



Hi-Rise Kit

9021451



Stainless Steel Grille

52644501 - With Louvres
52644701 - With Mesh



Cavity Wall Kit

72643201 - Terracotta Grille
72643202 - White Grille



Flexible Ducting

52641002 - PVC (6m)
9021292 - PVC/Aluminium (5m)
9021315 - Re-enforced (5m)
Other lengths available



Airflow Ventilation Solutions




RESIDENTIAL FANS



HEAT RECOVERY



INDUSTRIAL FANS



ACCESSORIES

80000115 - Issue 1 11/12

Call: 01494 560 800

Visit: airflow.com



Airflow Developments Limited
Aidelle House, Lancaster Road,
Cressex Business Park,
High Wycombe, Buckinghamshire,
HP12 3QP

E-mail: info@airflow.com
Telephone: +44 (0) 1494 525252
Facsimile +44 (0) 1494 461073
airflow.com

© Airflow Developments Limited. Airflow Developments Limited reserve the right, in the interests of continuous development, to alter specifications without prior notice. All orders are accepted subject to our conditions of sale which are available on request

