




HORSTMANN

CentaurPlus C21 User Operating Instructions

Two Channel Central Heating and Hot Water Programmer

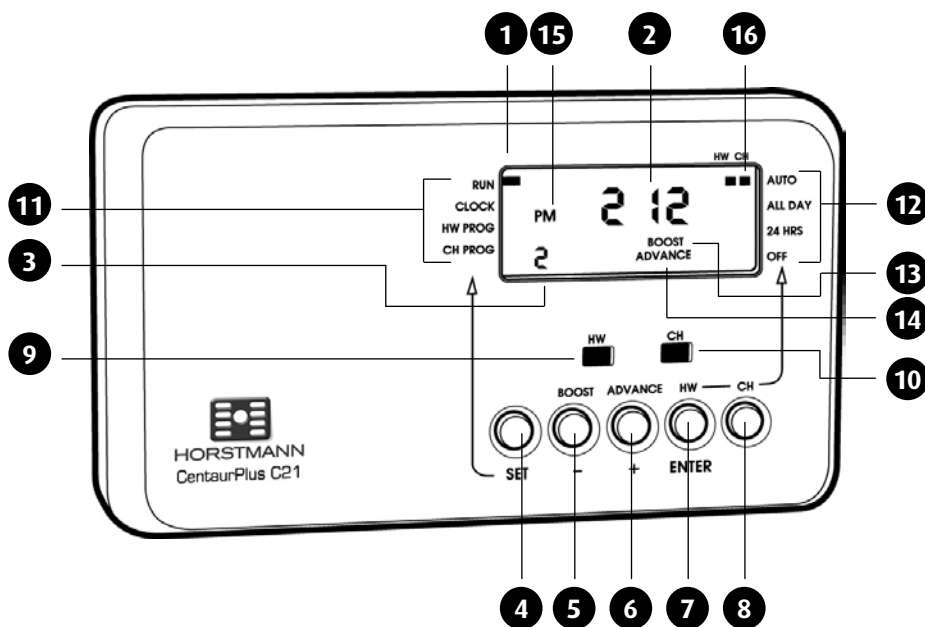


The Horstmann C21 two channel programmer gives independent control over hot water and heating with up to 3 ON/OFF settings per 24 hours. It also has a 1 hour manual boost button for the hot water and an advance button for the central heating.

There is also a programming switch allowing permanent selection of:
OFF/ON/AUTO/ALL DAY.

The CentaurPlus C21 Programmer

The simple instructions contained in this user guide are designed to help with the programming and operation of the unit.



- 1 SET indicator - RUN is the normal position
- 2 Time of day
- 3 Switch period symbol
- 4 SET button
- 5 Hot Water BOOST or adjust (-) button
- 6 Central Heating ADVANCE or adjust (+) button
- 7 Hot Water (HW) programme select button or ENTER button
- 8 Central Heating (CH) programme select button
- 9 Hot Water ON indicator
- 10 Central Heating ON indicator
- 11 SET positions
- 12 PROGRAMME positions
- 13 BOOST symbol
- 14 ADVANCE symbol
- 15 AM/PM symbol
- 16 PROGRAMME indicators

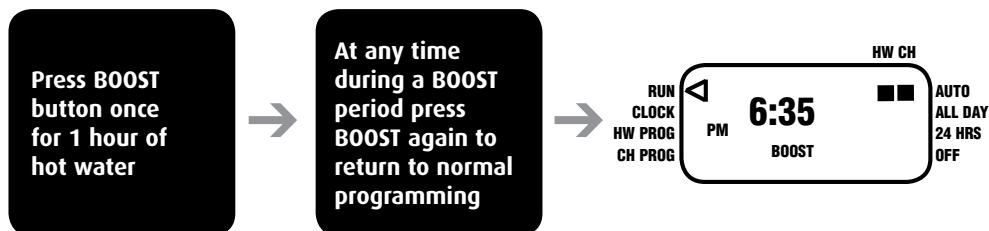
Fully Pumped or Gravity System

The installer will have set the programmer to suit the installed system. This is normally a Fully Pumped system which will allow independent control of the central heating and hot water, however on an old Gravity system the central heating and hot water are linked so that it is not possible to use the central heating independently. This will allow only one common time setting for both hot water and central heating, and will become apparent when setting the ON and OFF times as both will be indicated together.

Manual Overrides

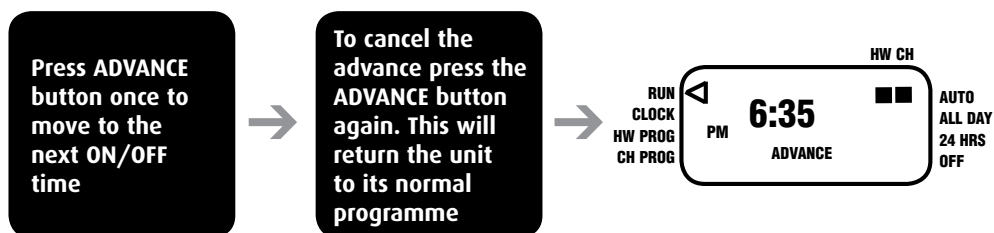
BOOST FUNCTION - 1 HOUR TEMPORARY OVERRIDE (HOT WATER ONLY)

The boost facility will allow the user to boost the hot water channel which is currently 'OFF' for 1 hour. To indicate the boost being activated BOOST will be shown on the display for the duration of the boost period. The hot water channel ON indicator will also be illuminated.



ADVANCE FUNCTION – BRINGS FORWARD THE NEXT ON OR OFF OPERATION (CENTRAL HEATING ONLY)

The advance facility will allow the user to switch the central heating channel 'ON' which is currently 'OFF' or switch the central heating channel 'OFF' which is currently 'ON'. To indicate the advance feature being activated ADVANCE will be shown on the display until the next programme switching time. The central heating ON indicator will also be illuminated.



Programme Override Facilities

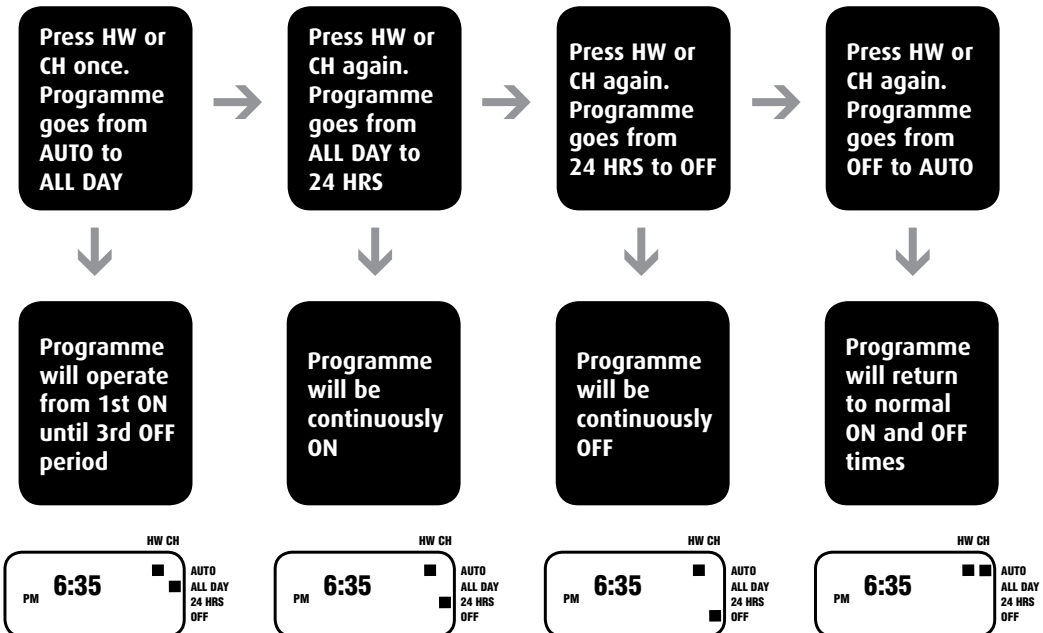
With the CentaurPlus C21 programmer operating in the normal running mode it is possible to alter the functionality of the programme on each individual channel by means of the CH and HW buttons.

The options include;

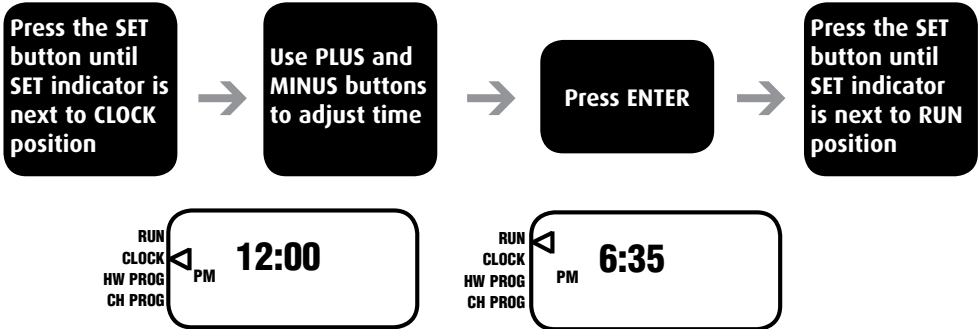
- AUTO** - Channel follows all programmed 'ON' and 'OFF' times.
- ALL DAY** - Channel operates from 1st 'ON' time until 3rd 'OFF', ignoring all switching times in between.
- 24hrs** - Channel will be constantly 'ON'.
- OFF** - Channel will be constantly 'OFF', there is the ability to turn off the heating during the summer without altering the programme times. On the hot water channel the boost is still available. As both channels are totally independent it is possible to have them set differently if necessary.

All of the settings above will be permanent, i.e. unaffected by programme times, until alteration by the user.

The diagram below illustrates how to alter the setting, it assumes that the channel is in the AUTO mode to begin with.



Setting the Time of Day



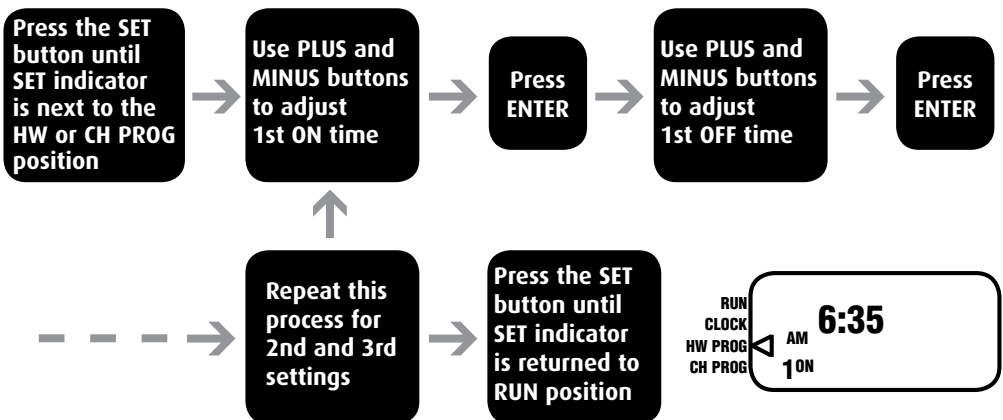
DEFAULT TIME SETTINGS

1st ON	1st OFF	2nd ON	2nd OFF	3rd ON	3rd OFF
6.30AM	8.30AM	12.00PM	12.00PM	4.30PM	10.30PM

The default time settings shown above are preset at the factory

Setting the On and Off Times

To alter these settings please proceed as follows:-



NB. The factory default settings for the 2nd ON/OFF times are both set at 12:00pm (midday) which cancels this 'ON' period giving 2 ON/OFF periods for 24hrs. If a midday 'ON' period is required set the 2nd ON and OFF times accordingly. If not press ENTER twice.


It may not be possible to programme heating and hot water independently on certain systems.

Resetting the Programmer

Electronic equipment can in some circumstances be affected by electrical interference. If the programmer's display becomes frozen or scrambled; or if you wish to revert back to the default time settings please reset by pressing the SET and CH buttons together as shown below.

After initial installation it is advisable, before programming the CentaurPlus for the first time, to reset the unit. Resetting can only be achieved with the power 'ON' by pressing the SET and CH buttons together. This will return the programmer to the factory set default times.

Press the SET and CH buttons together then release the buttons and the programmer will return to preset factory settings



General Information

BATTERY

The programmer is fitted with a non-rechargeable, long life battery, which will maintain the programmed time settings for a minimum of ten months with the supply disconnected.

THIS SHOULD BE SUFFICIENT TO COVER POWER INTERRUPTIONS DURING THE LIFE OF THE UNIT. During power interruptions the display will be blank, after 3 days the current time of day will be lost. These measures are to prolong the battery life.

SERVICE AND REPAIR

This programmer is NOT user serviceable. Please do not dismantle the unit.

In the unlikely event of a fault developing please refer to the **RESETTING THE PROGRAMMER** section of this user guide shown above. If this fails to resolve the problem please contact a local heating engineer or a qualified electrician.

What is a programmer?

... an explanation for householders.

Programmers allow you to set 'On' and 'Off' time periods. Some models switch the central heating and domestic hot water on and off at the same time; while others allow the domestic hot water and heating to come on and go off at different times.

Set the 'On' and 'Off' time periods to suit your own lifestyle. On some programmers you must also set whether you want the heating and hot water to run continuously, run under the chosen 'On' and 'Off' heating periods, or be permanently off.

The time on the programmer must be correct. Some types have to be adjusted in Spring and Autumn at the changes between Greenwich Mean Time and British Summer Time. You may be able to temporarily adjust the heating programme, for example, 'Override', 'Advance' or 'Boost'. These are explained in the manufacturer's instructions.

The heating will not work if the room thermostat has switched the heating off. And, if you have a hot-water cylinder, the water heating will not work if the cylinder thermostat detects that the hot water has reached the correct temperature.



HORSTMANN

Email: sales@horstmann.co.uk

Website: www.horstmann.co.uk

Horstmann Controls Limited, Bristol BS4 1UP

