

**PLANT EXTENSION TIMER
0-7 HOURS**

EPX..

| | | |
|---|--|--|
| <p>■ This device can be used to turn units on for a fixed time period or to extend the normal run time of a system.</p> |  <p>EPX..</p> | <p>Flush Mounting Fits single gang box Protrudes 18mm from wall Volt free contact Enclosure Colour : White - suitable for room mounting. Terminals 0.5-2.5mm rising clamps. Enclosure Flammability = UL94-HB</p> |
|---|--|--|

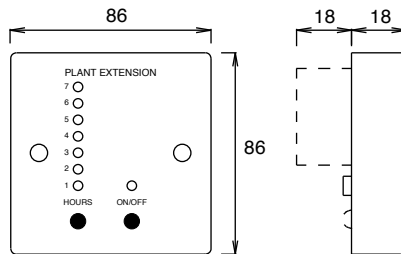
| Type | Description | Supply ±15% | Output Switch 230VAC | Power Consumption | Indication | Time Setting | Enclosure |
|----------------|-----------------|----------------|-------------------------|-------------------|------------|--------------|-----------|
| EPX-24 | Plant Extension | 24VAC | 5(3)A SPST | 1VA | LED | 0 - 7 hrs | IP40 |
| EPX-230 | Plant Extension | 230VAC | 5(3)A SPST | 2.5VA | LED | 0 - 7 hrs | IP40 |

PLEASE NOTE NOW SINGLE GANG

For plant extension without adjustable run time see model EXU..

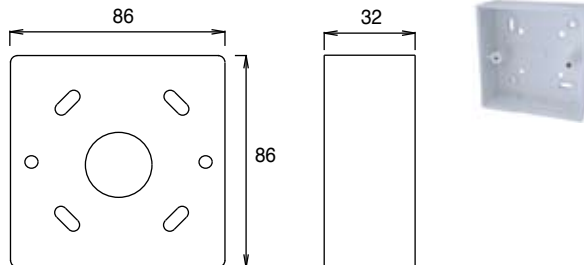
DIMENSIONS:

EPX..



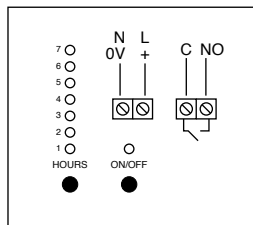
ACCESSORIES:

EE-BP5 Surface mounting backbox for EPX..



WIRING:

EPX..



Select the run time required by repeatedly pressing the HOURS button and the corresponding LEDs will turn on. These LEDs will also turn off in sequence during the countdown period. Push the ON/OFF button, contacts C-NO close and the ON/OFF LED turns on to indicate run time has been extended.

When the selected time period expires, contact C-NO opens and the ON/OFF LED turns off. The ON/OFF button can be pressed at any time to stop the extended run time - contact C-NO will open and all LEDs will turn off.