


MTR.. EMR..

These products can be used to monitor the temperature inside buildings. Up to 4 stages are available to control multiple heating/cooling or other units in various combinations.

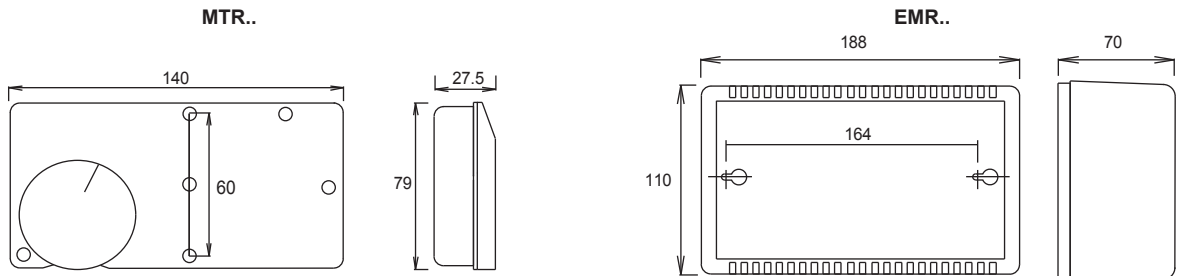


MTR..
Knob adjustment with range and limit stops.
Enclosure Flammability = UL94-V0

EMR..
Adjustment under the cover.
For various combinations of htg/clg.
Volt free contacts
Terminals 0.5-2.5mm² rising clamps

Type	Stages	Range °C	Diff per Stage °C	Diff between Stage °C	Switch Rating 230VAC	Function	Sensing Element	Enclosure	
MTR10-005	2	5/30	1	2	2 x 10(3)A	1 Htg + 1 Clg	Bimetal	IP30	
METR75-820	2	5/30	1	0.5/5 adj.	2 x 8(3)A On-Off switch	2 Htg	NTC	IP30	
MTR52-018	2	5/30	1	2	2 x 10(3)A On-Off switch & 3 speed fan switch	1 Htg + 1 Clg	Bimetal	IP30	
EMR-22A	2	0/50	1	1/10 adj.	2 x SPDT 15(3)A	Volt free	Htg/Clg	Bellows	IP30
EMR-34	3/4	0/50	1	1	4 x SPDT 15(3)A	Volt free	Htg/Clg	Bellows	IP30

DIMENSIONS:



ACCESSORIES:

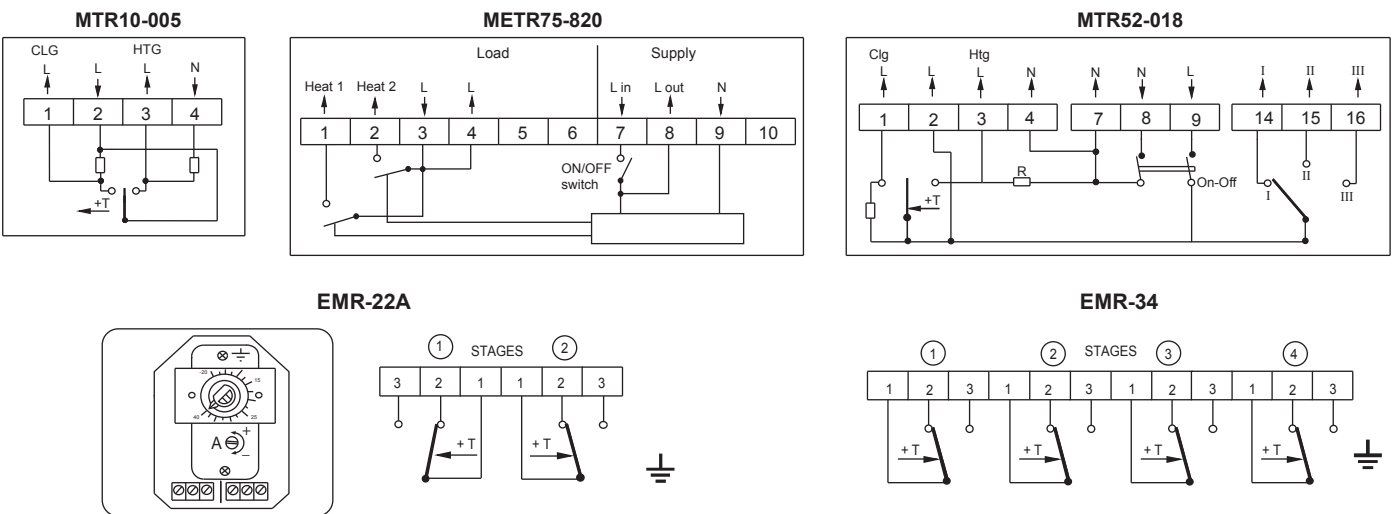
- EG-1000** Stat Guard Internal Dims 133 H x 155 W x 70 D
- EG-2000** Stat Guard Internal Dims 102 H x 123 W x 60 D
- EG-3000** Stat Guard Internal Dims 123 H x 196 W x 70 D
(Guards are not suitable for EMR..)

High impact polycarbonate, virtually unbreakable. Supplied with lock & key



EG..

WIRING:



Diff between stages adjust via screw A

Htg only = wire 1st stg htg to last stg on stat & follow downwards in sequence
Clg only = wire 1st stg clg to 1st stg on stat & follow upwards in sequence
Htg & Clg = wire heating on lower stages & cooling on higher stages

INSTALLATION: Install at a height of approx 1.5m. Keep away from radiators, direct sunlight & other heat sources.