

VENTILATION




*The only name
you'll need!*

PLUMBING

BUILDING

DECORATING



HORTICULTURAL



www.airflow-vent.co.uk

PRODUCT	PAGE NO
BUCKETS & CONTAINERS NEW	3-4
TOOLS	5-8
CORE DRILLS NEW	9
PLUMBING	10-13
HIDDEN ACCESS PANELS NEW	14
COMPARTMENT VENTILATION	15-18
PLASTIC COMPARTMENT VENTS	15+17
METAL COMPARTMENT VENTS	16+18
HEATING & GAS SAFETY	19
DRAUGHT REDUCING VENTILATORS	20
THROUGH WALL VENTS CIRCULAR	21-22
CIRCULAR	21
ACCESSORIES	22
THROUGH WALL VENTS RECTANGULAR	22-24
RECTANGULAR VENTS	23
RECTANGULAR ACCESSORIES	22
AIRBRICKS AND UNDERFLOOR	24

PRODUCT	PAGE NO
INSULATION RETAINING DISK NEW	25
INTUMESCENT VENTS NEW	26
THROUGH WALL INTUMESCENT NEW	26
FIRE DOOR VENTILATION NEW	26
INTUMESCENT MASTIC NEW	26
ROOF VENTILATION NEW	28-29
ROOFLIGHT VENTS	30
SKY HOOK NEW	30
EXTRACTOR VENTS NEW	31
AIRDUCT	32-36
TERMINALS	32
DUCTING ACCESSORIES	33-36
DECORATING	37
HORTICULTURAL NEW	38-39

* Conditions of warranty on Invincible Bucket: 5 Year Guarantee on Invincible bucket does not apply to black option. Proof of purchase is required. Liability will only be accepted if bucket is used within normal working parameters. Warranty is void if bucket comes into contact with excessive heat, naked flame or corrosive materials. The company maintains a policy of continuous development of their product range and reserves the right to amend the specification without notice. E & OE. © Airflow (Nicoll Ventilators) Limited

Quality products

PACK	COLOUR	REF		PRODUCT NOTES
1 GALLON BUCKET				
10	Black Yellow Blue Red Green Purple	PB1014		Small Bucket Ideal for Animal Feed. 1 Gallon (5 litre) Polypropylene Bucket
Pallet Qty = 1200				
2 GALLON BUCKET				
10	Black Yellow Blue Red Green	PB1002		2 Gallon (10 litre) quality general purpose bucket calibrated in gallons and litres With gripper handle
Pallet Qty = 750				
2 GALLON BUCKET INC POURER				
10	Black Yellow Blue Red Green	PB1002P		2 Gallon (10 litre) quality general purpose bucket including pourer with gripper handle
Pallet Qty = 750				
3 GALLON BUILDERS BUCKET				
10	Black Yellow Blue Red Green Purple	PB1003		3 Gallon (15 litre) quality builders bucket calibrated in gallons and litres With gripper handle and pourer
Pallet Qty = 750				
THE INVINCIBLE BUCKET				
10	Black Yellow Blue Red Green Purple	PB1004	 The INVINCIBLE Bucket	3 Gallon (15 litre) quality tough heavy duty 'Invincible' bucket calibrated in gallons and litres With gripper handle and pourer 5 Year guarantee* Except black *See terms and conditions on inside page for details.
Pallet Qty = 750				
3 GALLON RUBBERTEX BUCKET				
10	Black	PB1008		3 Gallon (15 litre) very tough heavy duty Rubbertex bucket with pourer.
Pallet Qty = 250				
3 GALLON PAINT BUCKET				
6	Black Blue	PB1005		3 Gallon (15 litre) quality tough paint bucket calibrated in gallons and litres.
Pallet Qty = 216				
PLASTERERS SHALLOW BUCKET				
10	Black Yellow Blue Red Green Purple Clear	PB1007		15 litre plasterers mixing bucket Strong gripper handle
Pallet Qty = 500				

Quality products

PACK	COLOUR	REF		PRODUCT NOTES
42L PLUMBUILD TUBS				
10 Pallet Qty = 432	Black Yellow Green Red Purple Blue Pink Orange	PB1006		<i>Superior rubble containers. Frost and UV proof. Extremely flexible. Almost indestructible. Ribbed profile for strength. Large capacity for mixing or rubble removal. Handles CE tested for 100 kilos.</i>
26L PLUMBUILD TUBS				
10 Pallet Qty = 576	As Above	PB1036		 
14L PLUMBUILD TUBS				
10 Pallet Qty = 720	As Above	PB1056		  
DEEP PLASTERER'S BUCKET				
10 Pallet Qty = 144	Black Clear	PB1009		<i>Deep Plasterers Bucket. 30 litre Heavy Duty Polypropylene Bucket</i>
MULTI PURPOSE MIXING TUB				
5 Pallet Qty = 150	Black	PB1017		<i>90 litre Multi Purpose Mixing Tub. 640mm O x 420 mm deep</i>
PLASTERERS MIXING BATH				
5 Pallet Qty = 140	Black	PB1018		<i>90 litre Mixing Bath 760mm x 540mm x 320mm</i>
HOIST BUCKET				
5 Pallet Qty = 150	Yellow	PB1016		<i>40 litre Hoist Bucket - Ideal for Building sites. Heavy Duty Bucket made from H.D.P.E. with a 9mm lifting handle. Max Weight Load 82Kg</i>
PLASTERERS MIXING BATH				
1 Pallet Qty = 100	Clear	PB1030		<i>165 litre natural colour Plasterers Mixing Bath Heavy duty thick skin quality</i>
MOP BUCKET				
16 Pallet Qty = 320	Green Cream Silver	PB1027		<i>10 litre Polypropylene Mop Bucket</i>
HOUSEHOLD BUCKET				
20 Pallet Qty = 440	Green Cream Silver	PB1028		<i>10 litre Polypropylene Standard Plastic Bucket</i>


PACK	REF	Quality products	PRODUCT NOTES
11" GENERAL PURPOSE TROWEL			
5	PB1104		280 x 115mm (11 x 4.5") Mild steel blade. 6 welded rivets. Strong black handle.

11" STAINLESS STEEL FINISHING TROWEL			
5	PB1106		280 x 120mm (11 x 4.75") 10 welded rivets. Limewood handle.

11" BRICKLAYERS TROWEL			
10	PB1110		280mm (11") One piece solid forged hardened tempered blade. Beech handle. Chromed ferrule.

7" GAUGING TROWEL			
10	PB1109-7		180mm (7") One piece solid forged hardened tempered blade. Beech handle. Chromed ferrule.

6" POINTING TROWEL			
10	PB1109-6		150mm (6") One piece solid forged hardened tempered blade. Beech handle. Chromed ferrule.

BOLSTERS			
10	PB1113-2		57mm (2.25") Electricians bolster.
10	PB1113-3		75mm (3") Brick bolster
10	PB1113-4		100mm (4") Brick bolster

WRECKING BARS			
1	PB1114-24		24 x 3/4" heavy duty
1	PB1114-36		36 x 3/4" heavy duty

PACK	REF	Quality products	PRODUCT NOTES
11" PLASTERING TROWEL			
5	PB1105		280 x 115mm (11 x 4.5") Aluminium reinforced blade. 6 welded rivets. Strong black handle.

11" MASTIC TROWEL			
5	PB1107		280 x 115mm (11 x 4.5") Steel blade. 6 welded rivets. Strong black handle.

14" FLOORING TROWEL			
5	PB1108		355 x 115mm (14 x 4.5") Spring steel blade. 6 welded rivets. Strong black handle.

11" BRICKLAYERS TROWEL (SOFT GRIP)			
10	PB1112		280mm (11") Flexible spring steel blade. Welded steel tang. Soft grip handle.

7" GAUGING TROWEL (SOFT GRIP)			
10	PB1111-7		180mm (7") Flexible spring steel blade. Welded steel tang. Soft grip handle.

6" POINTING TROWEL (SOFT GRIP)			
10	PB1111-6		150mm (6") Flexible spring steel blade. Welded steel tang. Soft grip handle.

LUMP HAMMER			
10	PB1115-2		2.5lb Pro Quality lump hammer. Hickory shaft.
10	PB1115-4		4lb Pro Quality lump hammer. Hickory shaft.


10" WATERPUMP PLIERS			
10	PB1116		10" Pro Quality waterpump pliers. Soft grip handles. G.S. insulated.

PACK	REF	Quality products	PRODUCT NOTES
QUALITY NAIL POUCH			
1	PB1052		<ul style="list-style-type: none"> Quality leather cow hide 5 pockets


PACK	REF	Quality products	PRODUCT NOTES
QUALITY HEAVY DUTY TOOL BELT			
1	PB1051		<ul style="list-style-type: none"> Quality leather cow hide 11 pockets

PLUNGERS			
10	PB1050-1		4" Plunger
10	PB1050-2		5" Plunger
10	PB1050-3		Coopers Plunger

MAGNETIC POCKET LEVEL			
5	PB1121		210mm (8") <ul style="list-style-type: none"> Robust design Grooved magnetic base for use on pipes Blister packed


WIRE BRUSHES			
12	PB1044-1		3 Row wire brush
12	PB1044-2		4 Row wire brush
12	PB1044-3		4 Row wire brush with scraper
			Display packed

SNAP OFF KNIVES			
10	PB1045-1		9mm Snap off knife
10	PB1045-2		18mm Snap off knife
			Display packed

SCRAPERS			
12	PB1041-1		1.5" Narrow scraper
12	PB1041-2		3" Scraper
12	PB1041-3		4" Scraper
			Display packed

RETRACTABLE KNIVES			
10	PB1046-1		Retractable knife Tough alloy case
10	PB1046-2		Heavy duty retractable knife Tough alloy case
			Loose boxed

COMBINATION SHAVEHOOK			
12	PB4024		Combination shavehook
			Display packed

HEAVY DUTY BLADES			
10	PB1047		Pack of 5 heavy duty blades.
1	PB1047-100		Bulk pack of 100 blades per box (20 x 5 blade packs)

CLIPT PUTTY KNIFE			
12	PB1048		Clipt putty knife
			Display packed

SCISSORS			
12	PB1043-10		10" Scissors Plastic pocket + Euro slot
12	PB1043-11		11" Scissors Plastic pocket + Euro slot

PACK	REF	Quality products	PRODUCT NOTES
------	-----	------------------	---------------

WINDOW SCRAPER

10	PB1040		Window scraper with metal blade + cover. Display packed
----	--------	---	---

DUST SHEET

5	PB4023		Heavy duty cotton dust sheet 12' x 9'
5	PB4023-1	NEW product	Heavy duty cotton stair dust sheet 24' x 3'

TAURPAULIN

5	PB1100-86		8' x 6' Heavy duty tarpaulin with eyelets
5	PB1100-1209	NEW product	12' x 9'
5	PB1100-1812	NEW product	18' x 12'

DRAIN GUARD




Pack of 2	PB1010-RA		Drain guards with screw mounting, ready assembled Display bagged
Pack of 2	PB1010-FP		Flat pack Display bagged

BLEED KEY

25	PB1020-1		Alloy bleed key + keying hole
10	PB1020-2		Brass bleed key + keying hole

PACK	REF	Quality products	PRODUCT NOTES
------	-----	------------------	---------------

HEAVY DUTY CONTRACTORS TAPE

10	PB1001-5		Heavy duty contractors tapes. • In 5m, 7.5m and 10m lengths
10	PB1001-75		• Strong rubber outer case.
10	PB1001-10		• Yellow coated blade in metric/inches. Display packed

SHOE COVERS

10 bags	PB1023		• Keeping the work place clean • One size • Elasticated ankle • Material blue chloropolythene Display bagged
(10 pairs per bag)			

PROTECTIVE GOGGLES

12	PB1042		Protective goggles Display packed
----	--------	---	---

BRAIDED HEAVY DUTY BUILDERS HOSE

1	PB1012-15		15m heavy duty reinforced and strapped PVC hose
1	PB1012-30		30m Hose
1	PB1012-50		50m Hose

PLUMBUILD TIDY TRAY

10	PB1015-R		Quality 12 x 15" polypropylene 3 compartment carrying containers in Red, Blue and Silver
10	PB1015-BL		
10	PB1015-S		


PACK	REF	Quality products	PRODUCT NOTES
------	-----	------------------	---------------

TENSION ROPES

1	PB1060		Tension Rope Pack 25 No 6mm x 15 metres Standard Polyropes
5	PB1061		Tension Rope Singles 9.5mm x 15 metres Heavy Duty Polyropes

PACK	REF	Quality products	PRODUCT NOTES
------	-----	------------------	---------------

STRETCH RETAINING CORDS

5	PB1062		Stretch Retaining Cords 24" x 10mm Woven Elastic Heavy Duty
5	PB1063		Stretch Retaining Cords 40" x 10mm Woven Elastic Heavy Duty
5	PB1064		Stretch Retaining Cords 52" x 10mm Woven Elastic Heavy Duty

COW HIDE GLOVES

1	PB1086 M/L		Cow Hide Gloves available in medium & large
	NEW product		

SUPER BUNGEEES

24"	PB1065-24		All Super Bungees supplied with Aluminium carabiner clips
36"	PB1065-36		
48"	PB1065-48		
60"	PB1065-60		
72"	PB1065-72		

NEW LATEX COATED GLOVES

1	PB1085 S/M/L		Latex Coated Gloves available in small, medium & large
	NEW product		

HARD CAP KNEE PADS

1	PB1035		All Hard Knee Cap Pads fitted with Velcro Straps
---	--------	---	--

HIGH VISIBILITY VEST

1	PB5000 S/M/L		High Visibility Vests available in small, medium & large

UTILITY SHOVELS

1	PB1091-HD		Heavy Duty Utility Shovel
1	PB1091		Standard Utility Shovel

ALL THAT GLITTERS..... IS NOT A CHEAP CORE DRILL!!

You get what you pay for, usually cheap core drills means less diamond in the tips.

Airflow offer 3 types of Core Drill so you can purchase to your requirements.

PACK	SIZE	REF	Quality products	PRODUCT NOTES
CONTRACTOR DRILLS				
1	107Ø x 150mm	PB107C		Contract Core Drill for low number of cuts through standard materials
1	127Ø x 150mm	PB127C		
STANDARD DRILLS				
1	107Ø x 150mm	PB107S		Standard Core Drill supplied with chuck adaptor pack for medium life through standard materials
1	127Ø x 150mm	PB127S		
PREMIUM DRILLS				
1	107Ø x 150mm	PB107P		Premium Core Drill supplied with chuck adaptor pack for longer life through tougher materials
1	127Ø x 150mm	PB127P		
BOX KIT				
1	35, 52, 65, 117, 127mmØ	PBBOXS		Core Drill Box Kit comprising 5 core drills together with drill bit, drift key, 200mm SDS adaptor, 200mm hexagonal adaptor, SDS extension, hexagonal extension
CORE DRILLS WITH DUST EXTRACTOR ATTACHMENTS				
1	107Ø x 150mm	PB107ES		Standard Core Solid Barrel for extraction Standard Core Solid Barrel for extraction Premium Core Solid Barrel for extraction Premium Core Solid Barrel for extraction
1	127Ø x 150mm	PB127ES		
1	107Ø x 150mm	PB107EP		
1	127Ø x 150mm	PB127EP		
DUST EXTRACTOR ATTACHMENTS				
1	200mm	PBHEX200		200mm hollow extension 250mm hollow extension Chuck mounted dust swivel
1	250mm	PBHEX250		
1	N/A	PBDS		

Colours may differ from all shown

SAFETY INFORMATION

Clutch driven drills should always be used when using Core Drills.

Always wear recommended personal protection equipment when using Diamond Core Drills



PACK	REF	Quality products	PRODUCT NOTES
------	-----	------------------	---------------

DRAIN ROD SET

1	PB3200		Drain rod kit including 10, 3' x 3/4" polypropylene drain rods with brass rivetted ferrules universal connections, secure straps, 4" plunger and double worm screw attachments.
<i>Packed in poly bag</i>			
1	PB3210-CONT		Contract version of above.

NEW product

CHIMNEY SWEEP'S BRUSH

1	PB3206		16" Chimney sweep's brush with universal connection to fit drain rods
---	--------	--	---

INTERLOCKING SNAP IN PIPE CLIPS

15mm	100	PB3001-15		White plastic interlocking clips
22mm	100	PB3001-22		Central screw fixing
28mm	100	PB3001-28		Multiple size option connections

Bagged with header card

INTERLOCKING WRAP OVER PIPE CLIPS

15mm	100	PB3002-15		White plastic interlocking clips
22mm	100	PB3002-22		Central screw fixing
28mm	100	PB3002-28		Multiple size option connections

Bagged with header card

Excellent pipe grip non tear

NAIL ON PIPE CLIPS

7-10mm	100	PB3003-7		• Nail over pipe or cable
10-14mm	100	PB3003-10		• White durable plastic
15mm	100	PB3003-15		• Strong fixing nail
22mm	100	PB3003-22		

Boxed

PACK	REF	Quality products	PRODUCT NOTES
------	-----	------------------	---------------

DRAIN ROD ACCESSORIES

1	PB3205		4" rubber plunger universal connection
1	PB3203		Clearing wheel with universal connection
1	PB3202		4" drop scraper with universal connection
1	PB3204		Double worm screw with universal connection
1	PB3201		Spare 10, 3' x 3/4" polypropylene drain rods with brass rivetted ferrules and secure straps

Packed in poly bag

6" SQ GULLY GRIDS

6" x 6"	10	PB3022		Black polypropylene gully grid
---------	----	--------	--	--------------------------------

Bagged with header card

PLASTIC WALL PLUGS

5mm	1000	PB3005-Y		Drill size 5mm for screws 4 & 6
5.5mm	1000	PB3005-R		Drill size 5.5mm for screws 6, 8 & 10
7mm	1000	PB3005-B		Drill size 7mm for screws 8, 10 & 12

Boxed in 100s

PLASTERBOARD FIXINGS

Ø6 x 38mm	100	PB2003		Cavity plus TRZ lightweight self drilling cavity fixing including screw
M5 x 37mm anchor	50	PB2004-37		Metal cavity with 11mm screw ideal for radiator bracket fixing

Bagged with header card

MAGNETIC POCKET LEVEL

210mm (8")	5	PB1121		• Robust design • Grooved magnetic base for use on pipes
------------	---	--------	--	---

Blister packed

SIZE	PACK	REF	Quality products	PRODUCT NOTES
POLYTHENE PLUMBING WASHERS				
1/2"	100	PB3004-5		Polythene pillar tap/basin washer
3/4"	100	PB3004-75		Polythene pillar tap/basin/bath washer
1"	100	PB3004-1		Polythene tank connector washer
1 1/4"	100	PB3004-125		Polythene lav/basin waste washer
1 1/2"	100	PB3004-150		Polythene sink washer
1 1/2"	100	PB3004-150B		Polythene bath waste washer
<i>Bagged with header card</i>				

SIZE	PACK	REF	PRODUCT NOTES
UNIVERSAL TOP HAT WASHER			
1/2 - 3/4"	100	PB3006	Suitable for both 1/2" and 3/4" tap sizes. High density polyethylene
<i>Bagged with header card</i>			

SIZE	PACK	REF	PRODUCT NOTES
TAP WASHERS			
3/8"	50	PB3008-38	Black laser cut washers
1/2"	50	PB3008-50	Black laser cut washers
5/8"	50	PB3008-58	Black laser cut washers
3/4"	50	PB3008-75	Black laser cut washers
<i>Bagged with header card</i>			

SIZE	PACK	REF	PRODUCT NOTES
BALL VALVE WASHERS			
32mm (1 1/4")	50	PB3008-BV	Ball valve diaphragm washer
32mm (1 1/4")	10	PB3008-AW	Armitage quiet valve washer.
<i>Bagged with header card</i>			

ITEMS	PACK	REF	PRODUCT NOTES
WASHER REPAIR KIT BOXES			
80 Items	1	PB3021-OR	O ring plumbers repair kit box
78 Items	1	PB3021-TW	Tap and fibre washer kit box

SIZE	PACK	REF	PRODUCT NOTES
CISTERN FLOATS			
4 1/2"	25	PB3017-E45	2 Piece poly float with 5/16" nylon thread
4 1/2"	10	PB3017-45	Single moulded float with 5/16" brass insert thread
5"	10	PB3017-5	2 Piece poly float with 5/16" brass thread
6"	10	PB3017-6	Single moulded float with 5/16" brass insert thread
4 1/2"	10	PB3018	Slimline poly float with 5/16" brass thread
<i>Conforms to BS2456</i>			

SIZE	PACK	REF	Quality products	PRODUCT NOTES
DIAPHRAGM WASHERS				
4 1/2"	50	PB3007-45		Round diaphragm washer suitable for chamber syphon
5"	50	PB3007-50		Round diaphragm washer suitable for chamber syphon
5"	50	PB3007-50R		Oval diaphragm washer suitable for syphon Dudley Turbo 88 and Cascade range
<i>Bagged with header card</i>				

SIZE	PACK	REF	PRODUCT NOTES
TAP HOLE STOPPERS INCLUDING LOCKING NUT			
15mm (1/2")	50	PB3009-50W	Plain sink/basin tap hole stopper white plastic
15mm (1/2")	25	PB3009-50C	Plain sink/basin tap hole stopper chrome plate
22mm (3/4")	50	PB3009-75W	Plain bath tap hole stopper white plastic
22mm (3/4")	25	PB3009-75C	Plain bath tap hole stopper chrome plate
<i>Bagged with header card</i>			
All stoppers overall size 51mm (2").			

SIZE	PACK	REF	PRODUCT NOTES
FLUSH PIPES			
5' 6"	10	PB3010	2 Piece back wall flush pipe
5' 6"	10	PB3011	3 Piece side wall flush pipe
14" x 9"	5	PB3012	White flush pipe
16" x 16"	5	PB3013	White flush pipe
18" x 18"	5	PB3014	White flush pipe
<i>Bagged with header card</i>			

SIZE	PACK	REF	PRODUCT NOTES
FLUSH PIPE CONNECTOR			
38 mm Ø	50	PB3016	"Fin" type flush pipe connector
<i>Bagged with header card</i>			

SIZE	PACK	REF	PRODUCT NOTES
PLUGS AND CHAINS			
1 1/2"	50	PB3019-50B	For sink or lav basin black with n/p triangle 1 1/4" waste
1 3/4"	50	PB3019-75B	For sink or bath black with n/p triangle 1 1/2" waste
12"	10	PB3020-12SH	Ball chain c/w stay and hook
12"	10	PB3020-12HH	Ball chain c/w hook each end
18"	10	PB3020-18HH	Ball chain c/w hook each end
<i>Bagged with header card</i>			
All chains are chrome plated.			

PACK	REF	Quality products	PRODUCT NOTES	PACK	REF	Quality products	PRODUCT NOTES
TRAPS & WASTES – BS EN274							
1	PB3100-32		P trap 38mm seal 32mm	1	PB3104-40		Telescopic P trap 76mm seal - 40mm
	PB3100-40		40mm	1	PB3105-40		Shallow bath trap with cleaning eye & 20mm seal 40mm
1	PB3101-32		P trap 76mm seal 32mm	1	PB3106-40		Low level bath trap 50mm seal - 40mm with access for over flow
	PB3101-40		40mm	1	PB3116-32		Telescopic bottle trap 76mm seal 32mm
1	PB3102-32		S trap 38mm seal 32mm		PB3116-40		40mm
	PB3102-40		40mm	1	PB3117-32		Plain swivel elbow 32mm
1	PB3107-40		Washing machine trap 76mm seal 40mm with 600mm stand pipe & 2 clips		PB3117-40		40mm
	PB3108-40		Appliance half trap 76mm seal - 40mm	1	PB3118-40		Appliance trap adaptor - 40mm
1	PB3109-40		Appliance half trap 76mm seal - 40mm P trap	1	PB3119-40		O/F and hose adaptor - 40mm
1	PB3110-40		Appliance half trap 76mm seal - 40mm bottle trap	1	PB3121-32		Telescopic pedestal trap 76mm seal - 32 x 32mm
	PB3103-32		S trap 76mm seal 32mm		PB3121-40		32 x 40mm
	PB3103-40		40mm	1	PB3122-32		Flexi-tube 32mm
					PB3122-40		40mm

Material on all above white PVCu.

All Traps & Wastes are bagged with header card

PACK	REF	Quality products	PRODUCT NOTES	PACK	REF	Quality products	PRODUCT NOTES
1	PB3113-32		Bottle trap 38mm seal - 32mm	1	PB3123-40P		Shower trap - 40 x 19mm plastic grid
	PB3113-40		40mm		PB3123-40C		chrome grid
1	PB3114-32		Bottle trap 76mm seal - 32mm	1	PB3124-40P		Shower trap - 40 x 50mm plastic grid
	PB3114-40		40mm		PB3124-40C		chrome grid
1	PB3115-32		Anti-vac bottle trap 76mm seal - 32mm	10	PB3120-32		Pipe clip 32mm
	PB3115-40		40mm		PB3120-40		40mm


SOIL-WC CONNECTORS – BS EN1451-1 2000

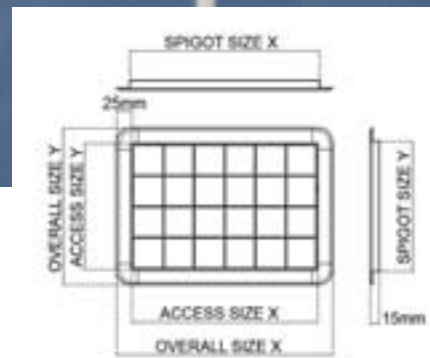
1	PB3220		Swan neck	1	PB3223		90° Bend
1	PB3221		Straight	1	PB3224		250mm Extension
1	PB3222		Offset	1	PB3225		Flexible
1	PB3226	NEW product	14° Connector	Material on all above white PVCu. All Traps & Wastes are bagged with header card			

AIR ADMITTANCE VALVES

1	PB3330B	110mm Black Air Admittance Valve
1	PB3330G	110mm Grey Air Admittance Valve
1	PB3333	3 IN ONE White Air Admittance Valve for 32mm (1.25") 40mm (1.5") 50mm (2") Air Admittance Valve

NEW range





HIDDEN ACCESS PANELS

OVERALL SIZE (X x Y mm)	ACCESS SIZE (X x Y mm)	SPIGOT SIZE (X x Y mm)	TILES No x (mm)	REF
155 x 206	105 x 156	111 x 162	Mosaic	PB72000
256 x 206	206 x 156	212 x 162	1 x 200 x 150	PB72015
357 x 206	307 x 156	313 x 162	2 x 150 x 150	PB71515
256 x 357	206 x 307	212 x 313	6 x 100 x 100	PB71010
			3 x 200 x 100	
			2 x 200 x 150	
			1 x 200 x 300	
357 x 256	307 x 206	313 x 212	6 x 100 x 100	PB72010
			3 x 200 x 100	
			2 x 200 x 150	
			1 x 200 x 300	
357 x 307	307 x 257	313 x 263	1 x 300 x 250	PB73025
357 x 357	307 x 307	313 x 313	9 x 100 x 100	PB73030
			4 x 150 x 150	
			1 x 300 x 300	

SIZE	FREE AREA	PACK	COL	REF	Easyfit vents	PRODUCT NOTES
PLASTIC FACE FIT LOUVRE						
250 x 99mm 9" x 3"	67cm ²	10	White Brown	RVH93	<p>Hooded louvre design</p>	<p>Suitable for use with heating appliances.</p> <ul style="list-style-type: none"> • External or internal use. • Keyed surface for painting. • Complies with BS5440 P2: 2000 <p>• Individual display bagged</p>
250 x 174mm 9" x 6"	137cm ²	10	White Brown	RVH96		
250 x 255mm 9" x 9"	207cm ²	10	White Brown	RVH99		

PLASTIC FACE FIT LOUVRE AND FLYSCREEN						
170 x 99mm 6" x 3"	20cm ²	10	White Brown	RVH63M	<p>Fixed flyscreen</p>	<ul style="list-style-type: none"> • Incorporates 2mm screen providing protection against insect infestation. • Flyscreen can easily be removed making the vent suitable for use with heating appliances. (Except RVH63M) <p>• Individual display bagged</p>
250 x 99mm 9" x 3"	40cm ²	10	White Brown	RVH93M		
250 x 174mm 9" x 6"	81cm ²	10	White Brown	RVH96M		
250 x 255mm 9" x 9"	123cm ²	10	White Brown	RVH99M		

PLASTIC FACE FIT HIT & MISS (OPEN/CLOSE)						
170 x 99mm 6" x 3"	20cm ²	10	White Brown	HM63	<p>Unique open/close mechanism</p>	<ul style="list-style-type: none"> • Incorporates unique open/close mechanism, and hooded louvres which obscure vision. • Provides high level of free area which is controllable by occupant. • Offers weather protection when fitted externally. <p>• Individual display bagged</p>
250 x 99mm 9" x 3"	40cm ²	10	White Brown	HM93		
250 x 174mm 9" x 6"	81cm ²	10	White Brown	HM96		
250 x 255mm 9" x 9"	123cm ²	10	White Brown	HM99		

The symbol means that the product is not suitable for venting of gas appliances.

SIZE	FREE AREA	PACK	REF	<i>Easyfit vents</i>	PRODUCT NOTES
------	-----------	------	-----	----------------------	---------------

ALUMINIUM LOUVRE VENTS

242 x 89mm	39.5cm ²	10	AV93
242 x 165mm	79.5cm ²	10	AV96
242 x 242mm	119cm ²	10	AV99
660 x 50mm	109cm ²	50	AV26
762 x 50mm	129cm ²	50	AV30




Specified by British Gas, AV26 and AV30 are used to vent heating appliances and are commonly fitted over a series of 32mm Ø holes.

- Individually bagged with Euro slot (Except AV26 and AV30)

ALUMINIUM HIT & MISS GRILLE

242 x 89mm	37.5cm ²	10	AV93HM
242 x 165mm	64.5cm ²	10	AV96HM
242 x 242mm	112.5cm ²	10	AV99HM




Conventional open/close action allows occupant to regulate the air flow.

- Individually bagged with Euro slot



BRASS ANODISED ALUMINIUM LOUVRE

242 x 89mm	39.5cm ²	10	BA93
242 x 165mm	79.5cm ²	10	BA96
242 x 242mm	119cm ²	10	BA99
660 x 50mm	109cm ²	50	BA26
762 x 50mm	129cm ²	50	BA30



Quality appearance. Suitable for use in wide variety of applications.

- Individually bagged with Euro slot (Except BA26 and BA30)

BRASS ANODISED ALUMINIUM HIT & MISS GRILLE

242 x 89mm	37.5cm ²	10	BA93HM
242 x 165mm	64.5cm ²	10	BA96HM
242 x 242mm	112.5cm ²	10	BA99HM



Quality appearance. Suitable for use in wide variety of applications.

- Individually bagged with Euro slot



BRASS POLISHED LOUVRE

242 x 89mm	39.5cm ²	10	PB93
242 x 165mm	79.5cm ²	10	PB96
242 x 242mm	119cm ²	10	PB99



Quality appearance. Suitable for use in wide variety of applications.

- Polished and lacquered
- Individually bagged with Euro slot

BRASS POLISHED HIT & MISS GRILLE


242 x 89mm	37.5cm ²	10	PB93HM
242 x 165mm	64.5cm ²	10	PB96HM
242 x 242mm	112.5cm ²	10	PB99HM



Quality appearance. Suitable for use in wide variety of applications.


- Polished and lacquered
- Individually bagged with Euro slot



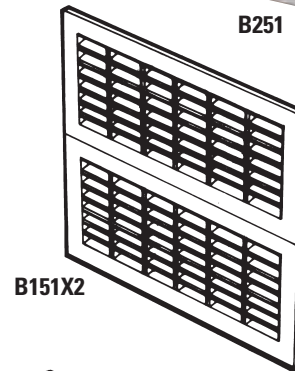
The  symbol means that the product is not suitable for venting of gas appliances.

Easyfit vents

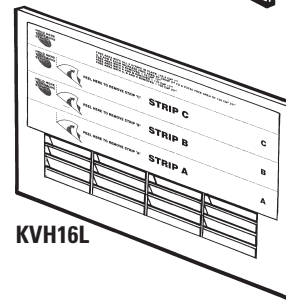
SIZE	SPIGOT SIZE	FREE AREA	PACK	COL	REF
254 x 108mm	231 x 85mm	100cm ²	10	White Brown	BT4 *
299 x 120mm	276 x 97mm	150cm ²	10	White	B151
299 x 240mm	276 x 218mm	300cm ²	10	White	B151X2
338 x 132mm	314 x 108mm	200cm ²	10	White	B201
376 x 146mm	351 x 121mm	250cm ²	10	White	B251
515 x 60mm	489 x 40mm	85cm ²	10	White	B502
305 x 60mm	282 x 40mm	43cm ²	10	White	B502D
300 x 90mm	266 x 60mm	84cm ²	10	White Brown	B300
567 x 90mm	533 x 60mm	168cm ²	10	White Brown	B600
835 x 90mm	801 x 60mm	252cm ²	10	White Brown	B900
270 x 194mm	212 x 140mm	148cm ²	10	White Brown Terracotta	KVH16 *
270 x 194mm	N/A	148cm ²	10	White Brown Terracotta	KVH16L †



B251



B151X2



KVH16L

These ultra slim ventilators are suitable for internal or external use and may be used each side of doors, compartments and joinery applications down to 25mm (1") in thickness.

Flyscreen versions are available on request, however the vent free areas will be reduced by approximately 25%.

Ventilators with flyscreens fitted are not suitable for gas appliances.

- Slim flush fitting design is aesthetically pleasing.
- Large choice of sizes to suit most domestic applications.
- Provides high amount of free area.
- Specified by British Gas.
- All products comply to or exceed current British Standards.
- KVH16L † adjustable free area.
- Large flange to save making good.

* This product can be face fit or flush fit.
† Face fit only.

SQUARE PLASTIC FLUSH FIT VENTS

154 x 154mm	131 x 131mm	100cm ²	20	White	B104
179 x 179mm	156 x 156mm	150cm ²	20	White	B154
201 x 201mm	178 x 178mm	200cm ²	20	White	B204



B104

These flush fitting square vents offer the installer a wider range of sizes to satisfy joinery applications.

ROUND PLASTIC FLUSH FIT VENTS

45mm Ø	35 mm Ø	3.5cm ²	10	White	B33
123mm Ø	99mm Ø	27cm ²	10	White	BC100



BC100



B33

B33 – commonly used for localised ventilation in pipe ducting etc.
BC100 – suitable for a wide variety of joinery applications, neat and unobtrusive appearance.

FLOOR VENTS

254 x 108mm	236 x 90mm	100cm ²	1 **	White Brown Brass Chrome	RLF70
-------------	------------	--------------------	------	-----------------------------------	--------------

** Display boxed



Supplied with long spigot. Brass/Chrome option provided with fixing screws. Suitable for gas appliances and D.F.E. fires up to 27kW net. Louvres angled in one direction so vent can be sited such that no unsightly underfloor space is visible to the occupant. Air flow is also in one direction.

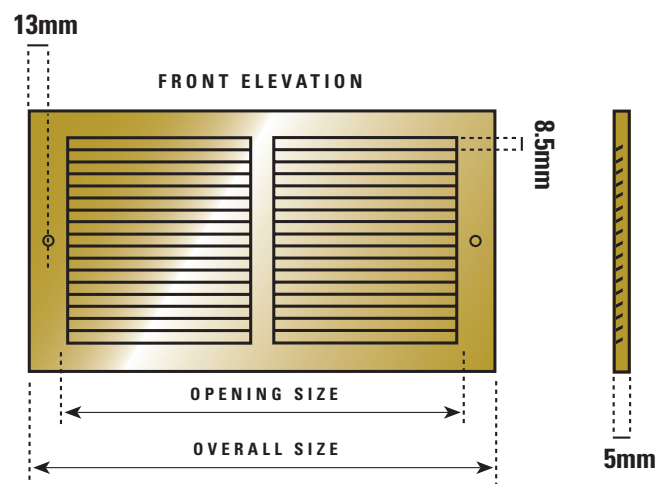
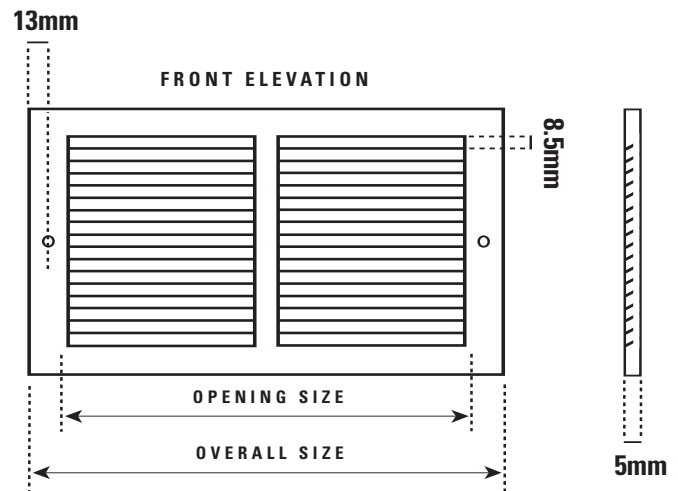
OPENING SIZE	SIZE	FREE AREA	WHITE REF	BRASS REF	Easyfit vents	PRODUCT NOTES
--------------	------	-----------	-----------	-----------	---------------	---------------

STEEL/BRASS ANODISED FACE FIT VENTS

102 x 102mm	143 x 143mm	60cm ²	MVO404	BA0404
152 x 102mm	193 x 143mm	93cm ²	MVO604 *	BA0604 *
203 x 102mm	244 x 143mm	119cm ²	MVO804 *	BA0804 *
254 x 102mm	295 x 143mm	153cm ²	MV1004 *	BA1004
305 x 102mm	346 x 143mm	187cm ²	MV1204 *	BA1204
356 x 102mm	397 x 143mm	220cm ²	MV1404	BA1404
406 x 102mm	447 x 143mm	229cm ²	MV1604	BA1604
457 x 102mm	498 x 143mm	280cm ²	MV1804 *	BA1804
508 x 102mm	549 x 143mm	306cm ²	MV2004	BA2004
610 x 102mm	651 x 143mm	373cm ²	MV2404	BA2404
762 x 102mm	803 x 143mm	466cm ²	MV3004	BA3004
915 x 102mm	956 x 143mm	542cm ²	MV3604	BA3604
152 x 152mm	193 x 193mm	144cm ²	MV0606	BA0606
203 x 152mm	244 x 193mm	183cm ²	MV0806 *	BA0806 *
254 x 152mm	295 x 193mm	237cm ²	MV1006 *	BA1006
305 x 152mm	346 x 193mm	289cm ²	MV1206 *	BA1206 *
356 x 152mm	397 x 193mm	341cm ²	MV1406 *	BA1406
406 x 152mm	447 x 193mm	354cm ²	MV1606	BA1606
457 x 152mm	498 x 193mm	433cm ²	MV1806	BA1806
508 x 152mm	549 x 193mm	472cm ²	MV2006	BA2006
610 x 152mm	651 x 193mm	578cm ²	MV2406	BA2406
762 x 152mm	803 x 193mm	760cm ²	MV3006	BA3006
915 x 152mm	956 x 193mm	903cm ²	MV3606	BA3606
203 x 203mm	244 x 244mm	249cm ²	MV0808	BA0808
254 x 203mm	295 x 244mm	319cm ²	MV1008 *	BA1008 *
305 x 203mm	346 x 244mm	390cm ²	MV1208 *	BA1208 *
356 x 203mm	397 x 244mm	462cm ²	MV1408 *	BA1408
406 x 203mm	447 x 244mm	480cm ²	MV1608 *	BA1608
457 x 203mm	498 x 244mm	586cm ²	MV1808	BA1808
508 x 203mm	549 x 244mm	639cm ²	MV2008	BA2008
610 x 203mm	651 x 244mm	782cm ²	MV2408	BA2408
762 x 203mm	803 x 244mm	998cm ²	MV3008	BA3008
915 x 203mm	956 x 244mm	1207cm ²	MV3608	BA3608
254 x 254mm	295 x 295mm	403cm ²	MV1010 *	BA1010
305 x 254mm	346 x 295mm	493cm ²	MV1210	BA1210
356 x 254mm	397 x 295mm	582cm ²	MV1410	BA1410
406 x 254mm	447 x 295mm	604cm ²	MV1610	BA1610
457 x 254mm	498 x 295mm	739cm ²	MV1810	BA1810
508 x 254mm	549 x 295mm	807cm ²	MV2010	BA2010
610 x 254mm	651 x 295mm	985cm ²	MV2410	BA2410
305 x 305mm	346 x 346mm	595cm ²	MV1212 *	BA1212
356 x 305mm	397 x 346mm	703cm ²	MV1412	BA1412
406 x 305mm	447 x 346mm	730cm ²	MV1612	BA1612
457 x 305mm	498 x 346mm	892cm ²	MV1812	BA1812
508 x 305mm	549 x 346mm	973cm ²	MV2012	BA2012
610 x 305mm	651 x 346mm	1189cm ²	MV2412	BA2412
356 x 356mm	397 x 397mm	823cm ²	MV1414 *	BA1414
406 x 356mm	447 x 397mm	855cm ²	MV1614	BA1614
457 x 356mm	498 x 397mm	950cm ²	MV1814	BA1814
508 x 356mm	549 x 397mm	1140cm ²	MV2014	BA2014
610 x 356mm	651 x 397mm	1393cm ²	MV2414	BA2414
406 x 406mm	447 x 447mm	979cm ²	MV1616 *	BA1616
457 x 406mm	498 x 447mm	1198cm ²	MV1816	BA1816
508 x 406mm	549 x 447mm	1306cm ²	MV2016	BA2016
610 x 406mm	651 x 447mm	1597cm ²	MV2416	BA2416
457 x 457mm	498 x 498mm	1351cm ²	MV1818	BA1818
508 x 457mm	549 x 498mm	1473cm ²	MV2018	BA2018
610 x 457mm	651 x 498mm	1800cm ²	MV2418	BA2418
508 x 508mm	549 x 549mm	1640cm ²	MV2020	BA2020
610 x 508mm	651 x 549mm	2005cm ²	MV2420	BA2420
610 x 610mm	651 x 651mm	2412cm ²	MV2424	BA2424



- Neat, robust internal ventilators commonly used where high levels of free area are required.
- Manufactured in pressed steel or aluminium.
 - Wide range of sizes available.
 - Standard stock colour white, other colours available.
 - Specified by British Gas.
 - Can be painted to blend in with surroundings.
 - Provide large amount of free area.
 - Brass anodised in Pressed Aluminium.
 - Packed in pairs.



Delivery for Brass Anodised is approx 3 weeks. * Standard stock items.

SAFETY GUIDELINES FOR VENTILATION OF HEATING/GAS APPLIANCES

By choosing Airflow you know that the products you are using comply with the relevant Regulations and Standards. As a leading Passive Ventilator manufacturer in the UK and Sole National Supplier to British/Scottish Gas, we take it upon ourselves to lead by example, making safety and correct stating of performance our top priority. Airflow was a major contributor to the updated BS5440 Pt.2 : 2000 Standard, leading the way by helping to devise a test procedure to measure the Equivalent Free Area for Complex Draught/Noise reducing ventilator sets. Airflow then became the first company to have our draught reducing range of ventilators tested and fully conforming to these new requirements.

Gas Boilers not exceeding 70kW (net) input rating

THE USE OF HIT AND MISS VENTS OR THOSE INCORPORATING FLYSCREEN IS NOT PERMITTED

Ventilation is provided for combustion, cooling and satisfactory flue operation and must comply to the requirements of BS5440 Pt.2 : 2000. Insufficient ventilation will compromise safety and may lead to harmful combustion products spilling into the dwelling, thus jeopardising the lives of the occupants.

An open flued appliance exceeding 7kW (net) input installed in a room must be provided with a vent which communicates directly with outside air and has a minimum free area of 5cm² for every kW (net) input in excess of 7kW (net).

There is no requirement for an air vent in a room containing either a room-sealed or an open flued appliance not exceeding 7kW (net) input.

Positioning of ventilators

Air vents should preferably be sited in the room containing the appliance and communicate directly with outside air. Where the installation does not permit, outside air may be conveyed to an appliance from an external air vent installed in another room through an internal vent with no increase to the free area requirement of the internal vent. Where two or more internal air vents are employed in series, the free area requirement of each internal vent shall be increased by 50% over that of the external vent. High and low compartment vents are not included in the series and their free area is determined from the table below. Internal vents in an internal wall, other than appliances compartment wall, must be sited no more than 450mm above floor level in order to reduce the spread of smoke in the event of fire.

Air vents should not be sited where likely to become blocked or flooded, or where contaminated air may be present at any time. Location should be such that air currents do not pass through normally occupied areas.

Vents supplying air to an open flued appliance must not communicate with a room containing a bath or shower.

Compartment Ventilation

Appliances installed in a compartment require additional ventilation. Compartment vents should be sited at both the highest and lowest possible levels and communicate either with the same room or with outside air on the same wall. Where an open flued appliance is installed in a compartment vented to a room, that room must also be provided with an air vent which communicates directly with outside air and has a minimum free area of 5cm² for every kW (net) input in excess of 7kW (net).

Air Vent Position	Room Sealed Appliances		Open Flued Appliances	
	Air from room	Air from outside	Air from room	Air from outside
High Level	10cm ² / kW	5cm ² / kW	10cm ² / kW	5cm ² / kW
Low Level	10cm ² / kW	5cm ² / kW	20cm ² / kW	10cm ² / kW

Decorative Fuel Effect Gas Fires

BS5871-3:2001: States 'where manufacturers' instructions do not advise otherwise, an air vent of at least 100cm² must be provided'.

Solid Fuel & Oil-burning with a rated output up to 45kW

Type of appliance	Type of ventilation
Solid fuel burning open	A permanent air entry opening or openings with a total free area of at least 5,500mm ² or 50% of the appliance throat opening (whichever is the greater). (Note - if a boiler damper is fitted, the area should be measured with the damper closed).
Oil burning appliance	A permanent air entry opening with a total free area of at least 550mm ² kW of appliance rated output.

Air supply

Where an extract device such as a cooker hood or externally ducted tumble dryer is installed in a room containing an open flued appliance additional ventilation may be provided. An extra 50cm² is sufficient for most situations.


Size of ventilators

The apertures of an air vent should **prevent** the entry of a 10mm Ø ball but **allow** the entry of a 5mm Ø ball.

Experience has shown that vermin can thrive in ducts fitted with vents having apertures of little over 10mm and conversely that domestic debris can block vents with apertures a little less than 5mm. (Flyscreen/mesh have openings of less than 5mm.)

Useful Conversions

1 kW = 3412 Btu/h 1 in² = 6.45cm² Gross kW minus 10% = (approx) net kW



Airflow appreciates that once you have a hole in the wall the natural process and character of the flow of air would mean that the colder outside air will be able to enter the building. The purpose of a ventilator is to protect from rain, vermin etc. entering while allowing a measured amount of air to enter, either for background or for combustion purposes. We at Airflow won't mislead you by saying that you will not feel the incoming air and any manufacturer that does make a statement to this effect would be incorrect. Our own tests have shown a vastly reduced speed of air recorded due to the repeated change of direction while flowing through these products

SIZE	EQUIVALENT FREE AREA	RATED INPUT	PACK	COLOUR	REF	Easyfit vents	PRODUCT NOTES
------	----------------------	-------------	------	--------	-----	---------------	---------------

THROUGH WALL DRAUGHT REDUCING VENTS

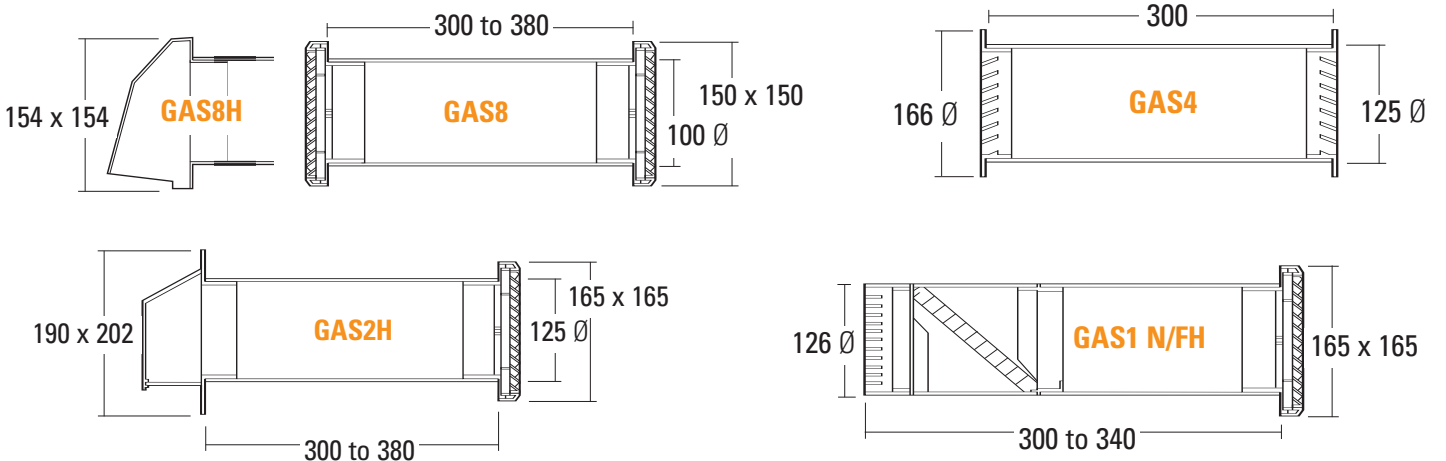
9" x 6"	100cm ²	27kW net (30kW gross)	1 **	White Terracotta Brown Buff		<ul style="list-style-type: none"> Meets all BS5440 Pt 2: 2000 requirements for draught reducing vent Patented Product High draught resistance High equivalent Free Area External flush fit with optional external cowl included
9" x 6"	75cm ²	22kW net (24kW gross)	1	White Terracotta Brown Buff		<ul style="list-style-type: none"> No direct light penetration Reduces noise penetration
9" x 3"	65cm ²	20kW net (22kW gross)	1 **	White Terracotta Brown		<ul style="list-style-type: none"> Ability to have airpath inspected to check for blockage Unable to become blocked by cavity foam insulation
5" Ø	75cm ²	22kW net (24kW gross)	1 **	White Terracotta Brown		<ul style="list-style-type: none"> Louvre gaps to stop vermin or becoming blocked


** Display boxed

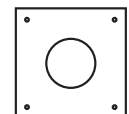
SIZE	FREE AREA	RATED INPUT	PACK	COL	REF	Easyfit vents	PRODUCT NOTES
100mm (4") Ø CORE VENT SETS							
100mm Ø (4" Ø) x 300-380mm long	50cm²	17kW	1	White Terracotta Brown	GAS8		To supply low levels of combustion/cooling air for heating appliances. Incorporates concealed fixings and larger flange to reduce making good.
100mm Ø (4" Ø) x 300-380mm long		17kW	1	White Terracotta Brown	GAS8H		As above with push fit anti-draught cowl attachment for extra draught resistance.

127mm (5") Ø CORE VENT SETS								
125mm Ø (5" Ø) x 300mm long	65cm²	20kW	1 **	White Terracotta	GAS4		To supply combustion/cooling air for heating appliances. featuring both internal louvre to direct air flow and external louvre to deflect rainfall.	
125mm Ø (5" Ø) x 300-380mm long		27kW	1 **	White Terracotta Brown	GAS2H GAS100			To supply high levels of combustion/cooling air for heating appliances. Special features include: <ul style="list-style-type: none"> • Draught resistant cowl. • Free area reducer disk. • 50mm long spigot and large flanges for 'Easyfit'. • Removable internal inspection/directional louvre.
400-480mm long 600-680mm long	100cm²				GAS2/4H GAS2/6H			Designed to be fitted from inside the property and supplying high levels of combustion/cooling air for heating appliances in high rise/listed buildings. Features as GAS2H plus: <ul style="list-style-type: none"> • Patented integral louvre giving draught/water resistance.
125mm Ø (5" Ø) x 300-340mm long		27kW	1 **	White Terracotta	GAS1N/FH			
400-440mm long					GAS1/4N/FH			

** Display boxed. Extension duct available - see Circular Accessories.




SIZE	APPLICATION	PACK	COL	REF	PRODUCT NOTES
COWLS FOR CORE VENTS					
190 x 202mm	Up to 150mm (6") sq opening	5	White Terracotta Brown, Buff	KVH8	 <p>Retrofit anti-draught cowls for added protection in exposed locations.</p> <p>As above complete with 120mm Ø spigot.</p> <p>Buff option now available</p>
190 x 202mm	125mm (5") Ø core vent	5	White Terracotta Brown, Buff	KVH8/7	
154 x 154mm	Push fit cowl for GAS8	5	White Terracotta Brown	T4C	

CIRCULAR COVER PLATES					
330 x 330 x 1.5mm	125mm (5") Ø core vent	5	White	CP330	 <p>A range of dedicated decor plates designed to help minimise making good and cover localised damage to decoration.</p> <p>Can be supplied as solid make-good plate.</p>
280 x 280 x 1.5mm	125mm (5") Ø core vent	5	White	CP280	
153 x 153 x 1.5mm	100mm (4") Ø core vent	5	White	CP414	

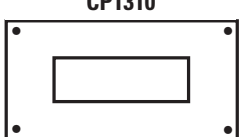
EXTENSION DUCTS					
100mm (4") Ø	100mm (4") Ø core vent	10	White	EPT4100	 <p>Longer ducts in 4" and 5" Ø to extend range and applications of core vents. Elbows and bends for special applications are available on request.</p>
125mm (5") Ø	125mm (5") Ø core vent	10	Black	EPX100	

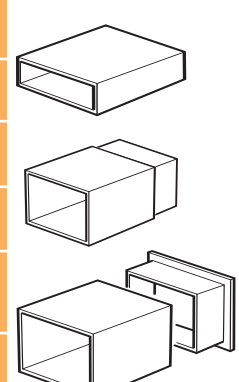
PUSH FIT EXTENSION DUCT					
125mm (5") Ø	125mm (5") Ø core vent	10	Black	EPX30-EX	 <p>300mm long x 125mm (5") Ø push fit extension</p>

SQUARE LOUVRED END VENTS						
150 x 150mm	50cm ²	100mm Ø	20	White Brown Terracotta	T4ML	 <p>A range of louvres as used internally on core vents.</p> <p>Polished brass finish Chrome finish</p>
165 x 165mm	100cm ²	120mm Ø	10	White	KVH100	
165 x 165mm	116cm ²	N/A	10	White	KVH100N/S	
168 x 168mm	100cm ²	120mm Ø	10	Brass Chrome	BRS100 CR100	

CIRCULAR END VENTS						
166mm Ø	100cm ²	120mm Ø	10	White Terracotta	KVH1/2	 <p>Unobtrusive flush fitting terminals offering the option of louvre or grille. KVH9 louvre is suitable for internal or external use whereas KVH1/2 grille is usually for internal use.</p> <p>Flyscreen option available for non gas applications.</p>
166mm Ø	65cm ²	120mm Ø	10	White Terracotta	KVH9	



RETRO-FIT COWLS					
265 x 120 x 65mm	TEL93 or 9" x 3" airbrick	5	White Terracotta Brown	KVH12	 <p>9" x 3" retrofit cowl.</p> <p>9" x 6" retrofit cowl. Buff option now available</p> <p>9" x 9" retrofit cowl.</p>
270 x 195 x 85mm	TEL96 or 9" x 6" airbrick	5	White Terracotta Brown Buff	KVH17	
305 x 305 x 115mm	TEL99 or 9" x 9" airbrick	5	Brown	KVH99	

RECTANGULAR COVER PLATES					
300 x 150mm	TEL93	5	White	CP1206	 <p>A range of dedicated decor plates designed to help minimise making good and cover localised damage to decoration.</p> <p>Can be supplied as solid make-good plate.</p>
320 x 175mm	B101X1213	5	White	CP1307	
320 x 245mm	COTEL96	5	White	CP1310	
300 x 300mm	TEL96 TEL99	5	White	CP1212	

RECTANGULAR CAVITY LINERS					
218 x 70 x 280mm	AIR920 RVH93	10	Black	KVH21	 <p>Robust rigid 280mm (11") long liner suitable for push fit attachment of 9" x 3" airbrick for through wall ventilation in both above and below ground applications.</p> <p>Larger than size 9" x 3" x 280mm (11") long liner, which uses the total opening area available when the mortar around the brick is stitch drilled. Allowing maximum free area through a 9" x 3" nominal opening, in some cases as much as some 9" x 6" through wall products allow.</p> <p>Robust rigid 240mm (9.5") long liner suitable for push fit attachment of 9" x 6" airbrick for through wall ventilation.</p> <p>Push fit extension duct – Push fit 9" x 6" x 240mm (9.5") long extension for wider cavities.</p> <p>Telescopic 9" x 6" liner suitable for push fit attachment of 9" x 6" airbrick. Giving greater flexibility for through wall ventilation.</p> <p>Robust rigid 280mm (11") liner suitable for push fit attachment of 9" x 9" airbrick for through wall ventilation.</p>
235 x 90 x 280mm	BT2 KVH1213	10	Black	B101X	
220 x 145 x 240mm	AIR9202 Brick	10	Black	KVH20	
220 x 145 x 240mm	KVH20	5	Black	KVH20-EX	
220 x 145 x 240-330mm telescopic	KVH16 AIR9202	5	Black	KVH19/20	
218 x 212 x 280mm	AIR9203 RVH99	5	Black	KVH22	


Easyfit vents

SIZE	FREE AREA	RATED INPUT	PACK	COL	REF	PRODUCT NOTES
9" x 3" RECTANGULAR THROUGH WALL VENTS						
9" x 3"	65cm²	20kW	1 **	Terracotta Brown Black Buff	TEL93	For new installations, offering high free area. TEL93 includes airbrick with integral water barrier, rigid liner and face-fit internal vent. Retrofit cowl available - see 'Rectangular Accessories'
9" x 3"	100cm²	27kW	1 **	White Terracotta Brown	B101X1213	Highly efficient retro-fit replacement for traditional 9" x 3" airbrick. No mortar required for fitment. Both brick and mortar space is utilised to maximise free area. Includes Telescopic liner 280-330mm. Large flange to save making good.




9" x 6" RECTANGULAR THROUGH WALL VENTS

9" x 6"	148cm²	36kW	1 **	Terracotta Brown Black Buff	TEL96	Ideal for new build installations, offering high free area. TEL96 includes airbrick with integral water barrier, telescopic liner 280-330mm, internal louvre with large flange.
9" x 6"			1 **		TEL96-1	As above complete with cowl.
9" x 6"	148cm²	36kW	1 **	White Terracotta Brown Buff	COTEL96	Highly efficient retro-fit replacement for 9" x 6" airbrick. No mortar required for fitment. Keyed surface permitting subsequent painting, if required. Includes telescopic liner 240-400mm, internal louvre with large flange.

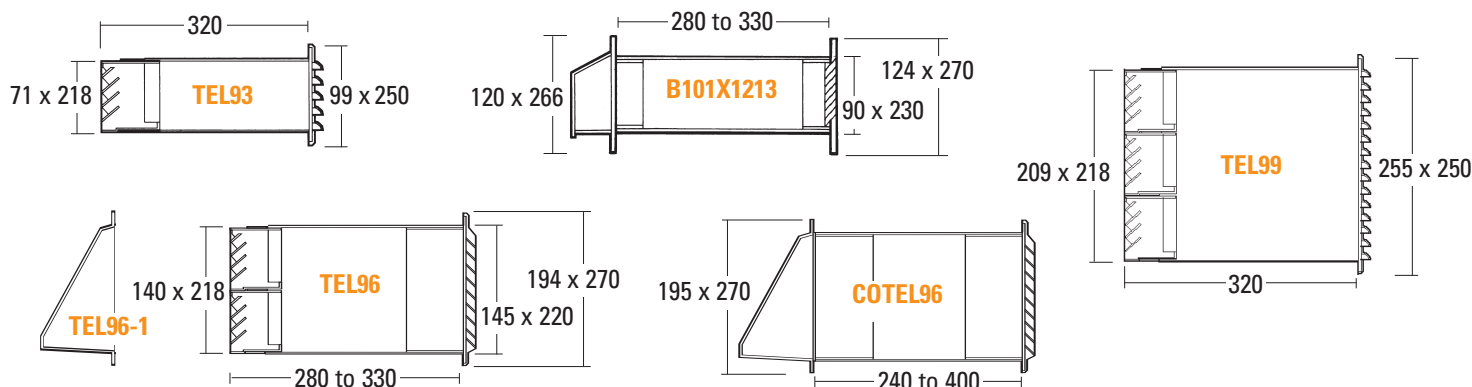


9" x 9" RECTANGULAR THROUGH WALL VENTS

9" x 9"	207cm²	48kW	1	Terracotta Brown Black Buff	TEL99	For new installations, offering high free area. TEL99 includes airbrick with integral water barrier, rigid liner and face-fit internal vent.
---------	--------------------------	------	---	--------------------------------------	--------------	--



** Display boxed. Extension duct available - see Rectangular Accessories.

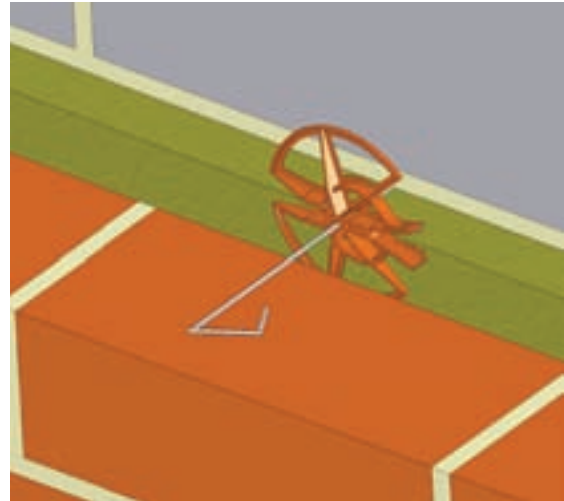


SIZE	FREE AREA	RATED INPUT	PACK	COL	REF	Easyfit vents	PRODUCT NOTES
INTERLOCKING AIRBRICKS							
9" x 3"	78cm ²	22kW	20 **	Terracotta Brown Black Buff Light Grey	AIR920		<p>While exceeding current BS standards our interlocking airbrick has been designed for a wide range of ventilation applications. 20mm deep louvres set at 43° act as excellent barriers against driving rain, a two step integral water barrier has also been incorporated for added peace of mind. All airbricks are supplied with mortar key and keyed surface permitting painting, if required.</p> <ul style="list-style-type: none"> • BS compliant, exceeds the requirements of BS5540 Pt2, 2000 and BS493 1995 • Up to 20% more free area than other airbricks available. • The unique push fit design means stocks are kept to a minimum, whilst options are maintained • Incorporates integral water barriers • Dual extractor termination possible through 9" x 6" brick
9" x 6"	156cm ²	38kW	10 **	Terracotta Brown Black Buff Light Grey	AIR9202		
9" x 9"	234cm ²	53kW	5 **	Terracotta Brown Black Buff Light Grey	AIR9203		

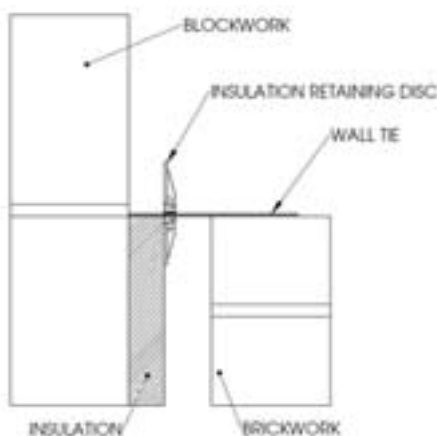
DUAL WEEP							
10 x 65 x 100mm	90mm ²	N/A	50 **	White Terracotta Brown Black Buff Grey Clear	AIR950		<p>Dual purpose. Concealed/exposed weep. Designed to meet NHBC guidance note. Weep holes are recommended every 450mm maximum with at least 2 per opening above windows and doors</p>

UNDERFLOOR LINER							
3-5 Vertical brick courses	78cm ² depending on brick used	Underfloor ventilation	20 **		AIR960		<p>Black Polypropylene Telescopic underfloor ventilator for use with our AIR920 airbricks or standard clay, to provide under floor ventilation. Telescopic adjustment permits vertical span of 3-5 brick courses. To prevent stagnant pockets of air we recommend spacing at 2m centres.</p> <p>As above complete with brick as set. Brick colours as per airbrick information.</p>
					AIR960-920		
5-7 Vertical brick courses		Short vertical extension to AIR960	10		AIR9612		<p>Fits Airflow's telescopic underfloor ventilator AIR960. The simple push fit connection allows for further adjustment up to 7 courses.</p>
5-9 Vertical brick courses		Long vertical extension to AIR960	25		AIR961		<p>Fits Airflow's telescopic underfloor ventilator AIR960. The simple push fit connection allows for further adjustment up to 9 courses and can be cut to size if required on site.</p>
68 x 212 x 115mm long		Horizontal front extension to AIR960	10		AIR1203		<p>Simple push fit connection into the top horizontal section of the AIR960 underfloor vent. Allows the push fit of airbrick AIR920 extending span by 115mm ensuring continuous uninterrupted duct.</p>
50 x 215 x 100mm long		Horizontal rear extension to AIR960	10		AIR1206		<p>Simple push fit connection into the rear horizontal section of the AIR960 underfloor vent, extending span by 100mm ensuring continuous uninterrupted duct.</p>
68 x 215mm to connect to 4" Ø pipe		4" Ø adaptor for AIR960	10		AIR1205		<p>Rectangular to 4"Ø adaptor to push fit onto the rear horizontal section of the AIR960 underfloor vent to enable 4"Ø pipe connection to ensure route passage of air to remote voids.</p>

Designed to be used with fibre slab, rigid board and insulation bats. Prevents insulation sagging or falling across the cavity. Fits box section, wire and flat bar type wall ties. Pinch to fit design. Manufactured from Polypropylene.



SIZE	PACK BAG	PACK BOX	COL	REF	PRODUCT NOTES
85mm Ø x 9mm thick	250	4 bags	Black	AIR980	<i>Contract version manufactured from repro material</i>
			Orange		<i>Manufactured from virgin material</i>



INSTALLATION ADVICE

Insulation retaining discs should be fitted to wall ties where partial fill insulation is used. Retaining Discs should be clipped onto the wall ties in situ.

Stresses in the wall tie are reduced due to the 'pinch to fit' design.

Spacing and quantity should be in accordance with BS 5628-1:1992, BS 5628-3:2001, Approved document A1/2, Section 1C and or Technical Standards, Part C (Scotland).

Spacing figures are stated in NHBC Standards – chapter 6.1 September 1999 edition page 23.

INTUMESCENT VENTS

Airflow intumescent ventilators are designed to provide up to 2 hours fire integrity. A matrix of intumescent material supported in a steel frame complete with anti-vermin mesh allows air to pass through in either direction with an exceptionally high free area. In the event of a fire the intumescent material expands filling the matrix and preventing the passage of fire and smoke. With no moving parts the ventilator is maintenance free and resistant to clogging. The intumescent material is fast reacting and produces no harmful toxic fumes.

SIZE	FREE AREA	FIRE RESISTANCE	PACK	COL	REF	PRODUCT NOTES
------	-----------	-----------------	------	-----	-----	---------------

RECTANGULAR THROUGH WALL INTUMESCENT VENT SETS

9" x 3"	70cm ²	120min	1	BUFF	INTU93
				TERRACOTTA	
				BROWN	
				BLACK	
9" x 6"	140cm ²	120min	1	BUFF	INTU96
				TERRACOTTA	
				BROWN	
				BLACK	




2 Hours Fire Integrity

Airflow recommends installing the intumescent grill within the internal skin of cavity walls to stop the spread of fire up the cavity and around other fire resisting elements.

Gaps should be filled with Airflows Fire Rated Mastic. Fixing lugs allow installation in plasterboard walls


127mm 5" Ø CORE THROUGH WALL INTUMESCENT VENT SETS

5" Ø	43cm ²	120min	1	WHITE	INTU5
127mmØ				TERRACOTTA	
300mm					
Long					



FIRE DOOR INTUMESCENT VENTS

203 x 102mm	94cm ²	120min	1	WHITE	INTU0804
203 x 152mm	201cm ²	120min	1	WHITE	INTU0806
254 x 203mm	348cm ²	120min	1	WHITE	INTU1008
254 x 254mm	442cm ²	120min	1	WHITE	INTU1010
305 x 305mm	648cm ²	120min	1	WHITE	INTU1212
406 x 406mm	1179cm ²	120min	1	WHITE	INTU1616



Designed to provide ventilation and maintain fire door integrity. For our full range of decorative grills see pages 18.

FIRE RATED MASTIC

310ml	n/a	240min	1	WHITE	INTUMAST
-------	-----	--------	---	-------	----------



*4 hours integrity and insulation
Supplied in 310ml cartridges
Seal joints up to 25mm*

For fire safety information refer to:
The Building Regulations Approved Document B
The Buildings Standards (Scotland) Technical Standards Part E

The Airflow range of roofing ventilation products has been specifically designed to provide a cost effective method of providing ventilation to combat condensation in any part of a building – new or existing – and comply with all current NHBC Building Regulations and relevant British Standards.

THE REGULATIONS IN PRINCIPLE (BUILDING REG PART F2 - 2000 EDITION)


SITUATION	REQUIREMENTS
Standard duo pitch roof 15° pitch and above.	10mm continuous (or equivalent) opening at both sides of the eaves.
Mono pitch or lean-to roof 15° pitch and above.	10mm continuous (or equivalent) opening at eaves plus 5mm continuous (or equivalent) opening at high level.
Duo pitch roof 15° pitch and above where ceiling follows pitch of roof.	25mm continuous (or equivalent) opening at eaves plus 5mm continuous (or equivalent) opening at high level (preferably at the ridge). There must also be a free air gap of at least 50mm between the roof deck and the insulation.
Flat deck (cold deck) roof or pitched roof of less than 15° pitch. Roofs with a span exceeding 10m or other than a simple rectangle in plan may require more ventilation totalling .6% of the roof area.	25mm continuous (or equivalent) opening at eaves. There must also be a free air gap of at least 50mm between the roof deck and the insulation.
Flat deck (cold deck) roof where abutment is unavoidable.	25mm continuous (or equivalent) opening at eaves and at abutment to allow cross flow ventilation. There must also be a free air gap of at least 50mm between the roof deck and the insulation.
Duo pitched roof 15° pitch or above with division wall.	10mm continuous (or equivalent) opening at eaves plus 5mm continuous (or equivalent) opening at high level below dividing wall and 10mm continuous (or equivalent) opening at high level above the dividing wall.

PACK	COL	REF	Easyfit Product	PRODUCT NOTES
------	-----	-----	-----------------	---------------

flexlay FLEXIBLE UNDERLAY SUPPORT TRAY

20 (Pallet of 500)	Black	AIR1800-12C
		AIR1900-12C
20 (Pallet of 500)	Black	AIR1800-15C
		AIR1900-15C

flexlay™



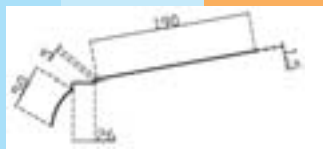
NEW product

1.25m long.

1.5m long.

Features:

- Unique design.
- Flexible joint automatically fits to the angle of the roof.
- Stops felt sagging.
- Stops water ponding.
- Extra wide 300mm for enhanced performance.
- For use with modern roofing felts.
- UV resistant.
- Easy to nail through.
- Suitable for new and refurbishment situations.
- Provides clear drainage point into gutter.
- Material PVCu



Patent pending.

PACK	COL	REF	<i>Easyfit vents</i>	PRODUCT NOTES
CONTINUOUS SOFFIT STRIP				
20	White Brown Black	AIR800		Free area equivalent to 10mm gap. For soffits 6 – 12mm thick Material PVCu
10	White Brown Black	AIR825		Free area equivalent to 25mm gap. For soffits 6 – 12mm thick Material PVCu
20	White Brown	AIR821		Sloping soffit vent. Free area equivalent to 10mm gap Material PVCu

CIRCULAR SOFFIT VENTILATOR

50	White Brown Black	AIR700		Circular soffit vent 70mm Ø spigot. Free area equivalent to 10mm gap when spaced at 200mm centres. Material Polypropylene
----	-------------------------	---------------	--	--

OVER FASCIA VENTILATORS

25	Black White	AIR1200		1m over fascia vents. Free area equivalent to a 10mm gap Material polypropylene
50	Black White	AIR1200-1		500mm over fascia vents. Free area equivalent to a 10mm gap Material polypropylene
25	Black White	AIR2500		1m over fascia vents. Free area equivalent to a 25mm gap Material polypropylene
50	Black White	AIR2500-1		500mm over fascia vents. Free area equivalent to a 25mm gap Material polypropylene

COMB FILLER

50	Black	AIR1400		1m Comb filler Material polyethylene
----	-------	----------------	--	---

PACK	COL	REF	Easyfit vents	PRODUCT NOTES
EAVES TRAY				
50	Black	AIR600		<p>Cross flow eaves vent for 600, 450 and 400mm centres.</p> <p>Free area = Equivalent to 10mm gap.</p> <p>Material: PVC.</p>
50	Black	AIR450		
50	Black	AIR400		
FLYSCREEN EAVES TRAY				
50	Black	AIR605		<p>Flyscreened cross flow eaves vent for 600, 450 and 400mm centres.</p> <p>Free area = Equivalent to 10mm gap.</p> <p>Material: PVC.</p>
50	Black	AIR455		
50	Black	AIR405		
REFURB EAVES PANEL				
50	Black	AIR435 R/F	<p>NEW product</p>	<p>Refurb eaves vent for 400 or 600mm centres.</p> <p>Free area = Equivalent to 10 – 25mm gap.</p> <p>Material: PVC</p> <p>AIR444 R/F NEW Refurb Eaves Panel for 400mm centre with extended insulation space for new deeper insulation. Unique solution for a problem - able to be seen from the loft hatch to check they are installed (time saver)</p>
50	Black	AIR444 R/F		
50	Black	AIR635 R/F		
ROLL PANEL				
1	Black	AIR500		<p>2 x 6 metre roll panel 300 or 400mm wide.</p> <p>Free area = Equivalent to 10 – 25mm gap.</p> <p>Material: PVC</p>
1	Black	AIR500-4		
FELT SUPPORT TRAY				
50	Black	AIR1300		<p>Felt support tray for 600mm centres.</p> <p>Material: PVC</p>
3 N I PACK EQUIVALENT TO A 10MM GAP				
1	Black	AIR1500		<p>6 x 1m overfascia 10mm, 10 x felt support tray, 1 x 6m by 300 (AIR1500) or 400mm (AIR1504) wide roll panel</p> <p>Free area equivalent to a 10mm gap.</p> <p>Material: PVC / Polypropylene</p>
1	Black	AIR1504		
3 N I PACK EQUIVALENT TO A 25MM GAP				
1	Black	AIR1600		<p>12 x .5m overfascia 25mm, 10 x felt support tray, 1 x 6m by 300 (AIR1600) or 400mm (AIR1604) wide roll panel</p> <p>Free area equivalent to a 25mm gap.</p> <p>Material: PVC / Polypropylene</p>
1	Black	AIR1604		

SIZE	FREE AREA	SPIGOT SIZE	PACK	COL	REF	Easyfit vents	PRODUCT NOTES
LOUVRED VENT							
300 x 90mm	84cm ²	266 x 60mm	1	White Brown	B300		Standard long narrow louvres with 16mm spigot for rooflight upstands or joinery applications Material: High Impact Polystyrene
567 x 90mm	168cm ²	533 x 60mm	1	White Brown	B600		
835 x 90mm	252cm ²	801 x 60mm	1	White Brown	B900		
515 x 60mm	85cm ²	489 x 40mm	1	White	B502		
305 x 60mm	43cm ²	282 x 40mm	1	White	B502D		

LOUVRE + FLYSCREEN VENT							
300 x 90mm	60cm ²	266 x 60mm	1	White Brown	B311		As above with flyscreen Material: High Impact Polystyrene
567 x 90mm	120cm ²	533 x 60mm	1	White Brown	B611		
835 x 90mm	180cm ²	801 x 60mm	1	White Brown	B911		
515 x 60mm	64cm ²	489 x 40mm	1	White	B512		
305 x 60mm	33cm ²	282 x 40mm	1	White	B512D		

PULL HIT & MISS VENT							
300 x 90mm	120cm ²	266 x 60mm	1	White	FB300		Open/close ventilators with 37mm spigot for use at high level with a hook pole Material: ABS
567 x 90mm	240cm ²	533 x 60mm	1	White	FB600		
835 x 90mm	360cm ²	801 x 60mm	1	White	FB900		

PULL HIT & MISS + FLYSCREEN VENT							
300 x 90mm	90cm ²	266 x 60mm	1	White	FB311		As above with flyscreen Material: ABS
567 x 90mm	180cm ²	533 x 60mm	1	White	FB611		
835 x 90mm	270cm ²	801 x 60mm	1	White	FB911		

SLIDE HIT & MISS VENT							
515 x 60mm	43cm ²	498 x 43mm	1	White	FB502		Long slide open/close vent
305 x 60mm	30cm ²	290 x 43mm	1	White	FB502D		Short slide open/close vent

SLIDE HIT & MISS + FLYSCREEN VENT							
515 x 60mm	30cm ²	498 x 43mm	1	White	FB512		As above with flyscreen Material: High Impact Polystyrene
305 x 60mm	24cm ²	290 x 43mm	1	White	FB512D		

NARROW SLIDE HIT & MISS VENT							
376 x 28	26cm ²	n/a	1	White	FB2826		Face Fit open/close vent grill in 2 widths. Able to bend with curved rooflight. Material: High Impact Polystyrene/PVC NEW range
533 x 28	39cm ²	n/a	1	White	FB2839		
681 x 28	52cm ²	n/a	1	White	FB2852		
376 x 45	49cm ²	n/a	1	White	FB4549		
533 x 45	73cm ²	n/a	1	White	FB4573		
681 x 45	98cm ²	n/a	1	White	FB4598		

NARROW SLIDE HIT & MISS + FLYSCREEN VENT							
376 x 28	18cm ²	n/a	1	White	FB2818		As above with flyscreen NEW range
533 x 28	27cm ²	n/a	1	White	FB2817		
681 x 28	36cm ²	n/a	1	White	FB2836		
376 x 45	34cm ²	n/a	1	White	FB4534		
533 x 45	51cm ²	n/a	1	White	FB4551		
681 x 45	69cm ²	n/a	1	White	FB4569		

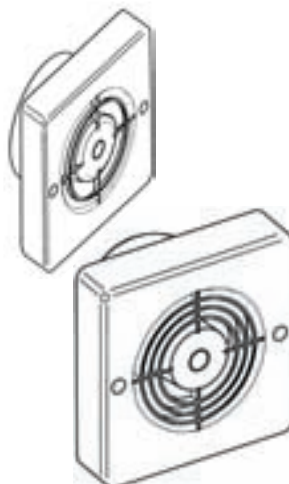
SKY HOOK							
Extendable from 1.5 - 2.8m			25	Orange Grey	PB1200		Light Weight Twist lock mechanism. For opening and closing rooflights and vents at high level.

The symbol means that the product is not suitable for venting of gas appliances.

SIZE	TYPE	COL	REF	PRODUCT NOTES
------	------	-----	-----	---------------

STANDARD EXTRACTOR FANS

100mm Ø (4" Ø)	STANDARD	WHITE	PBE4S
	PULL CORD	WHITE	PBE4P
	HUMIDISTAT + TIMER	WHITE	PBE4H
	TIMER	WHITE	PBE4T
150mm Ø (6" Ø)	HUMIDISTAT + TIMER	WHITE	PBE6H
	PULL CORD	WHITE	PBE6P



*4" Axel Fan Performance:
23 litres per second
85 m³/hr
Protrudes by 30mm*

*6" Axel Fan Performance:
64 litres per second
230 m³/hr
Protrudes by 70mm*

SHOWER FAN KITS

100mm Ø (4" Ø)	SHOWER FAN WITH LIGHT	WHITE	PBE4LSFKW
		BRASS	PBE4LSFKB
		CHROME	PBE4LSFKC
	SHOWER FAN + TIMER WITH LIGHT	WHITE	PBE4LTSFKW
		BRASS	PBE4LTSFKB
		CHROME	PBE4LTSFKC
	SHOWER FAN WITHOUT LIGHT	WHITE	PBE4 SFK
	SHOWER FAN + TIMER WITHOUT LIGHT	WHITE	PBE4T SFK



*Product Kit Consists of:
12 volt 35W dichroic 5.3 sealed lamp
3 metre flexible ducting, transformer,
fan, external louvre plus screws and plugs*

*Product Kit Consists of:
12 volt 35W dichroic 5.3 sealed lamp
3 metre flexible ducting, transformer,
fan with timer, external louvre plus screws
and plugs*

*Product Kit Consists of:
12 volt 35W dichroic 5.3 sealed lamp
3 metre flexible ducting, transformer,
fan, 2 external louvres plus screws and
plugs*

*Product Kit Consists of:
3 metre flexible ducting, transformer,
fan with timer, 2 external louvres plus
screws and plugs*

LOW PROFILE EXTRACTOR FANS

100mm Ø (4" Ø)	STANDARD	WHITE	PBE4SLPW
		BRASS	PBE4SLPB
		CHROME	PBE4SLPC
	TIMER	WHITE	PBE4TLPW
		BRASS	PBE4TLPB
		CHROME	PBE4TLPC
150mm Ø (6" Ø)	STANDARD	WHITE	PBE6SLPW
		BRASS	PBE6SLPB
		CHROME	PBE6SLPC
	TIMER	WHITE	PBE6TLPW
		BRASS	PBE6TLPB
		CHROME	PBE6TLPC



*4" Axel Fan Performance:
23 litres per second
85 m³/hr
Protrudes by 10mm*

*6" Axel Fan Performance:
64 litres per second
230 m³/hr
Protrudes by 10mm*

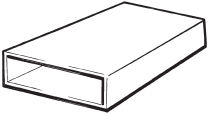
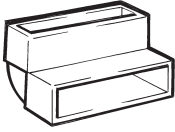
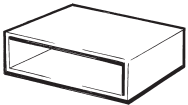

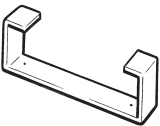
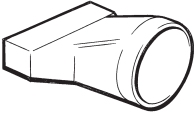
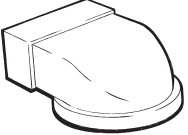
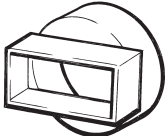
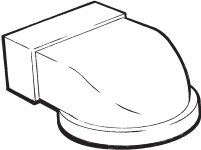
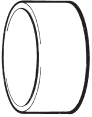


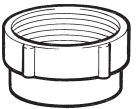
All products boxed in singles. Blister pack available on request.



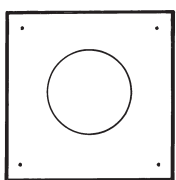






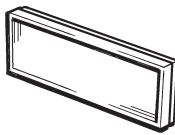

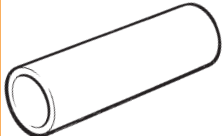
All products tested to IP44 & Complies EN60 335-2-80:1997

Easyfit vents

SIZE	COL	REF	SIZES SHOWN ARE FOR 4" TERMINALS		PRODUCT NOTES
TERMINALS - CIRCULAR SPIGOTS					
100mm Ø 125mm Ø	White Brown Terracotta	T4MFC T5MFC			External gravity flaps with cowl.
100mm Ø	White Brown Terracotta	T4MLC			External louvre with cowl.
100mm Ø 125mm Ø 150mm Ø	White Brown Terracotta	T4MF T5MF T6MF			External gravity flap terminals.
100mm Ø 125mm Ø 150mm Ø	White Brown Terracotta	T4ML T5ML T6ML			External louvre terminals.
TERMINALS - RECTANGULAR SPIGOTS					
110 x 54mm	White Brown Terracotta	T4RFC			External gravity flaps with cowl.
110 x 54mm	White Brown Terracotta	T4RLC			External louvre with cowl.
110 x 54mm	White Brown Terracotta	T4RF			External gravity flap terminals.
110 x 54mm 205 x 60mm	White Brown Terracotta	T4RL AIR920 Brick			External louvre terminals. Brick available in Black, Brown, Terracotta and Buff

All the above terminals are available with flyscreen fitted - details upon request

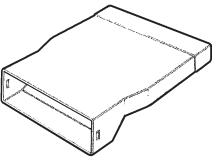
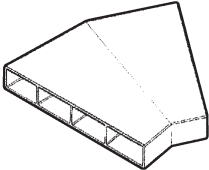
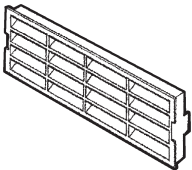
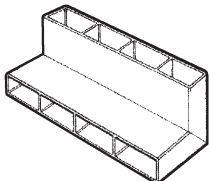
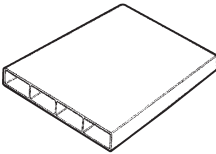
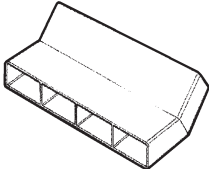
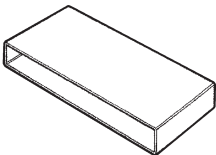
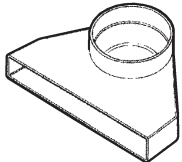
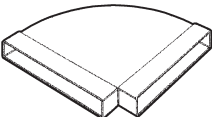
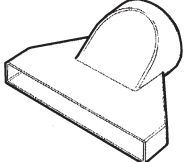
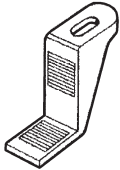
SIZE	REF	<i>Easyfit vents</i>	PRODUCT NOTES	SIZE	REF	<i>Easyfit vents</i>	PRODUCT NOTES
DUCTING ACCESSORIES							
110 x 54mm x 1m x 1.5m	DS410 DS415		PVCu flat ducting	110 x 54mm	DS450		Flat vertical bend 90° bend female/female
205 x 60mm x 1m x 1.5m	DS510 DS515			205 x 60mm	DS550		
110 x 54mm 205 x 60mm	DS420 DS520		Flat duct connector	110 x 54mm	DS460		Flat horizontal bend 90° bend female/female
				205 x 60mm	DS560		
110 x 54mm 205 x 60mm	DS422 DS522		Flat duct clip	100mm Ø I/D	DS470		Long female flat to round connector
				125mm Ø I/D	DS570		
100mm Ø I/D	DS430		Female connector bend for flat duct	100mm Ø I/D	DS471		Short female flat to round connector
				100mm Ø O/D	DS470-1		
100mm Ø O/D 125mm Ø O/D	DS440 DS540		Female connector bend for flat duct	100mm Ø I/D	DS493		Female pipe connector
				125mm Ø I/D	DS593		
100mm Ø I/D 125mm Ø I/D 150mm Ø I/D	DS426 DS526 DS626		Flexible screw connectors female spigot.	50mm wide x 33m long	DS423		PVC duct tape
100mm Ø O/D 125mm Ø O/D 150mm Ø O/D	DS424 DS524 DS624				Flexible screw connectors male spigot.		

SIZE	REF	<i>Easyfit vents</i>	PRODUCT NOTES	SIZE	REF	<i>Easyfit vents</i>	PRODUCT NOTES		
DUCTING ACCESSORIES									
100mm Ø 1m	FDS4B1		4" flexible round ducting	153 x 153mm	CP415		Cover plates for rectangular ducting		
2m	FDS4B2			180 x 180mm	CP515				
3m	FDS4B3			153 x 153mm	CP414		Cover plates for round ducting		
4m	FDS4B4			180 x 180mm	CP514				
6m	FDS4B6			200 x 200mm	CP614				
15m	FDS4B15				5" flexible round ducting	100mm Ø	FDS430		Pull tight plastic fixing ties
2m	FDS5B2					125mm Ø	FDS530		
3m	FDS5B3	150mm Ø	FDS630						
4m	FDS5B4		6" flexible round ducting			100mm Ø	FDS425		Metal fixing worm drive clamps
6m	FDS5B6					125mm Ø	FDS525		
15m	FDS5B15					150mm Ø	FDS625		
100mm Ø	FDS411						Flexible polyester coated aluminium round ducting x 1m long	100mm Ø I/D	EPT435
125mm Ø	FDS511			125mm Ø I/D	EPT535				
150mm Ø	FDS611			150mm Ø I/D	EPT635				
110 x 54mm	FDS4R3				Flexible rectangular ducting x 3m long	110 x 54mm	DS418		Flat duct end cap
205 x 60mm	FDS5R3	205 x 60mm	DS518						
100/62mm	DS444		Reducer	110mm Ø I/D	EPT4110		1m long round pipe to fit over standard pipe to create a telescopic assembly		
125/100mm	DS544			135mm Ø I/D	EPT5110				
150/125/100mm	DS644								

SIZE	COL	REF	<i>Easyfit vents</i>	PRODUCT NOTES
DUCTING KITS				
REFERENCES STATED ARE FOR 4" PARTS				
100mm Ø	White Brown Terracotta	KIT410		Basic ducting kit
125mm Ø		KIT510		KIT610 – no cowl
150mm Ø		KIT610		
100mm Ø	White Brown Terracotta	KIT420		Basic ducting kit + 2m flex ducting
125mm Ø		KIT520		KIT620 – no cowl
150mm Ø		KIT620		
100mm Ø	White Brown Terracotta	KIT430		Flexible duct venting kit with female connector enabling attachment of flexible duct using male connector
125mm Ø		KIT530		DS424 (not included)
150mm Ø		KIT630		KIT630 – no cowl
110 x 54mm	Terracotta Brown Black Buff	KIT440		For new build applications using an airbrick to avoid protrusion
205 x 60mm		KIT540		
110 x 54mm	White Brown Terracotta	KIT450		For cooker hood applications, permitting up to 2 metre horizontal runs by 1 metre drop
205 x 60mm		KIT550		

Colour = external vent.

Other kits made to order.

SIZE	REF	<i>Easyfit vents</i>	PRODUCT NOTES	SIZE	REF	<i>Easyfit vents</i>	PRODUCT NOTES		
SLIMAIR COMPONENTS									
225mm	DS2201		Airbrick adaptor	225mm	DS2204		45° horizontal bend		
300mm	DS3001			300mm	DS3004				
225mm + 300mm	DS920		Airbrick grill Available in White, Brown and Terra	225mm	DS2205		90° vertical bend		
				300mm	DS3005				
225mm x 1m	DS2210		Flat channel 225 x 25mm I/D 234 x 29mm O/D	225mm	DS2206		45° vertical bend		
x 2m	DS2220								
300mm x 1m	DS3010					300mm	DS3006		
x 2m	DS3020								
225mm	DS2202		Flat channel connector	225mm	DS2207		Plenum 100mm I/D		
300mm	DS3002			300mm	DS3007				
225mm	DS2203		90° horizontal bend	225mm	DS2208		Rectangular to round adaptor		
300mm	DS3003			300mm	DS3008				
				225mm + 300mm	DS2009		Support clip		

PACK REF Quality products PRODUCT NOTES

PAINT ROLLER & TRAY

12	PB4010		9" Roller in. Simulated sheepskin sleeve. Display packed
----	--------	---	---

QUALITY CAGE FRAME

10	PB4015		9" x 1 3/4" Cage frame.
----	--------	---	-------------------------

QUALITY 9" SLEEVES

10	PB4016-1		9" x 1 3/4" Mohair sleeve.
10	PB4016-2		9" x 1 3/4" Foam glosser sleeve.
10	PB4016-3		9" x 1 3/4" Short pile sleeve.
10	PB4016-4		9" x 1 3/4" Medium pile sleeve.
10	PB4016-5		9" x 1 3/4" Long pile sleeve.
10	PB4016-6		9" x 1 3/4" Deluxe pile sleeve.
5	PB4016-7		9" x 1 3/4" Sheep skin sleeve.

All individually display bagged

QUALITY MINI SLEEVES

5 packs	PB4013-1		Mini rollers simulated sheepskin. Packaged in 10s.
5 packs	PB4013-2		Mini rollers foam. Packaged in 10s.
5 packs	PB4013-3		Mini rollers simulated mohair. Packaged in 10s.

EXTENSION POLE

10	PB4008		1-2mtr Extension pole for use with all our paint rollers
----	--------	---	--

BLOCK BRUSH

6	PB4019-1		4" Mini
6	PB4019-2		4.5" Midi
6	PB4019-3		5.5" Maxi

(All with pot support) **Display packed**

ECONOMY 5 PAINT BRUSH PACK

10	PB4018		Pack consisting of .5", 1", 1.5", 2" & 2.5" Display packed
----	--------	---	---


STANDARD PAINT BRUSHES

12	PB4025-05		.5"
12	PB4025-075		.75"
12	PB4025-1		1"
12	PB4025-15		1.5"
12	PB4025-2		2"
12	PB4025-25		2.5"
12	PB4025-3		3"
12	PB4025-4		4"

Display packed

PACK REF Quality products PRODUCT NOTES

HEAVY DUTY PAINT TRAYS

25	PB4014-4		4" plastic paint tray for mini rollers - black polypropylene
25	PB4014-7		7" Plastic paint tray - black polypropylene
26	PB4014-9		9" Plastic paint tray - black polypropylene
5	PB4014-15		15" Plastic paint tray - black polypropylene

MINI PAINT TRAY AND ROLLER

20	PB4009-1		PB4009-1 4" Mini high density foam roller and tray
20	PB4009-2		As above with simulated sheepskin roller
20	PB4009-3		As above with spare foam roller All display packed

MINI ROLLER WIRES

10	PB4012-1		4" Mini roller wire.
10	PB4012-2		4" Radiator wire.

PAINT PAD

10	PB4017		5" x 3" Paint pad. Display packed.
----	--------	---	---

MINI SCUTTLE

30	PB4011		Mini scuttle 5 ltr.
----	--------	---	---------------------

QUALITY MASONRY BRUSH

6	PB4020		4" Pure bristle Display packed
---	--------	---	---------------------------------------

QUALITY PAINT BRUSHES



























12	PB4030-05		.5"
12	PB4030-075		.75"
12	PB4030-1		1"
12	PB4030-15		1.5"
12	PB4030-2		2"
12	PB4030-25		2.5"
12	PB4030-3		3"
12	PB4030-4		4"

Display packed

PROFESSIONAL PAINT BRUSHES

12	PB4040-05		.5"
12	PB4040-1		1"
12	PB4040-15		1.5"
12	PB4040-2		2"
12	PB4040-25		2.5"
12	PB4040-3		3"
12	PB4040-4		4"

Display packed

PB5001		ANVIL LOPPER TELESCOPIC NON STICK TEFLON COATED BLADE	PB5016		HAND TROWEL CUSHION GRIP
PB5002		ANVIL LOPPER PROFESSIONAL NON STICK TEFLON COATED BLADE	PB5017		HAND FORK CUSHION GRIP
PB5003		ANVIL LOPPER PROFES- SIONAL TELESCOPIC + RATCHET + N/S/T/C/B	PB5018		HAND HELD 5 TOOTH GARDEN RAKE
PB5004		HEDGE SHEARS WITH RUBBER GRIP HANDLES	PB5019		SPADE CARBON STEEL WITH SOFT GRIP HANDLE
PB5005		HEDGE SHEARS HEAVY DUTY 9" SERRATED BLADES+ OAK HANDLES	PB5020		FORK CARBON STEEL WITH SOFT GRIP HANDLE
PB5006		HEDGE SHEARS TELESCOPIC + N/S/T/C/B	PB5021		BORDER SPADE CARBON STEEL WITH SOFT GRIP HANDLE
PB5007		LAWN SHEARS	PB5022		SPADE STAINLESS STEEL WITH SOFT GRIP HANDLE
PB5009		CUTTING TOOL SET 3 PIECES: SECATEURS, SHEARS & LOPPERS	PB5023		FORK STAINLESS STEEL WITH SOFT GRIP HANDLE
PB5010		SECATEURS DELUXE ANVIL, WITH T.P.R. CUSHION GRIP HANDLE N/S/T/C/B	PB5024		BORDER SPADE STAINLESS STEEL WITH SOFT GRIP HANDLE
PB5011		HAND CULTIVATOR	PB5043		STAINLESS STEEL 12 TOOTH RAKE
PB5012		HAND TROWEL	PB5026		180 DEG PLEXI HEAD WATERING LANCE + 10 DIAL SETTINGS
PB5013		HAND FORK	PB5027		SPRINKLER 3 ARM
PB5015		3 TYNE DOUBLE WEEDER	PB5028		SPRINKLER 18 HOLE DELUXE OSCILLATING

PB5029		MICRO IRRIGATION WATERING SYSTEM 71 PIECES	PB5042		HEAVY DUTY KNEELER SEAT
PB5038		BRASS WATERING CAN ROSES (CARDED)	PB5025		BULB PLANTER ADJUSTABLE
PB5039		BRASS WATERING CAN ROSES (BULK PACKED)	PB5044		12L KNAPSACK SPRAYER
PB5040		HOSE HANGER	PB5045		1.5L HAND SPRAYER
PB5041		15m HOSE REEL SET IN DISPLAY BOX	PB5046		1.65mm STRIMMER LINE: CARDED
PB5030		HOSE CART	PB1014PL		Planter Ideal for Tomato Plants & Small Bushes. Colours - Black, Yellow, Blue, Red, Green, Purple & Clear


HOSEFIT CONNECTORS



PACK	REF		PRODUCT NOTES
10	PB1070		Hosefit quick fit double male
10	PB1071		Hosefit 1/2" - 3/4" threaded tap adaptor
10	PB1072		Hosefit standard hose repairer / joiner
10	PB1073		Hosefit quick fit adjustable nozzle
10	PB1074		Hosefit female waterstop connector
10	PB1075		Hosefit female quick fit connector
10	PB1076		Hosefit universal quick fit tap connector
10	PB1077		Hosefit universal tap connector
10	PB1078		Hosefit 5-piece hose nozzle set
10	PB1079		Hosefit 6 dial hose gun with cushion grip

BRAIDED DIAMOND QUALITY HOSE

1	PB1011-15		15m strapped PVC hose
1	PB1011-30		30m Hose
1	PB1011-50		50m Hose

HYDRO CHRISTMAS TREE STANDS

1	XTSS		Water-holding Xmas tree stands designed to reduce needle drop
1	XTSM		Small - For trees upto 6' 6" high
1	XTSL		Medium- For trees upto 8' high Large- For trees upto 12' high



Airflow (Nicoll Ventilators) Limited
Unit 15 Queensway
Stem Lane Industrial Estate
New Milton
Hampshire BH25 5NN

Telephone: 01425 611547

Fax: 01425 638912

Email: sales@airflow-vent.co.uk

www.airflow-vent.co.uk

