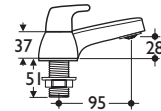
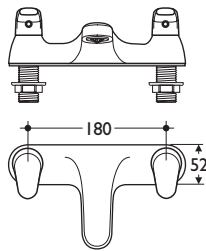


brassware

sandringham sl

Two hole dual control rim mounted bath mixers designed to complement the washbasin and bidet mixers. The mixers incorporate 3/4in ceramic disc cartridges to provide maximum flow rate. Supplied complete with fitted levers. Suitable for high or low pressure balanced systems.

- WRAS approved deck mounted bath filler
- Traditional 2 hole design
- Drip free ceramic disc internals
- Chromium plated
- Suitable for closed fist operation



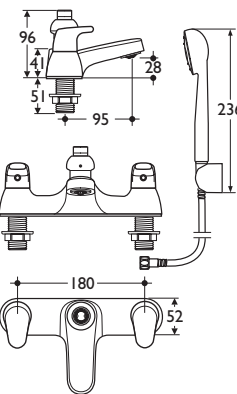
- Deck mounted bath filler

Illustrated

E5069AA Sandringham SL 2 hole dual control lever operated deck single flow bath filler, chromium plated

Special notes

Inlets screwed 3/4in BSP male, coned for 22mm copper. Consideration should be given to safe hot water delivery and the use of an appropriate temperature reduction device



- Deck mounted bath/shower mixer

Illustrated

E5068AA Sandringham SL 2 hole dual control lever operated deck bath/shower mixer, with shower kit, chromium plated

Special notes

Inlets screwed 3/4in BSP male, coned for 22mm copper. Consideration should be given to safe hot water delivery and the use of an appropriate temperature reduction device



contract

brassware